

CAMBRIDGE INTERNATIONAL EXAMINATIONS

Pre-U Certificate

MARK SCHEME for the May/June 2013 series

9791 CHEMISTRY

9791/02

Paper 2 (Part A Written), maximum raw mark 100

This mark scheme is published as an aid to teachers and candidates, to indicate the requirements of the examination. It shows the basis on which Examiners were instructed to award marks. It does not indicate the details of the discussions that took place at an Examiners' meeting before marking began, which would have considered the acceptability of alternative answers.

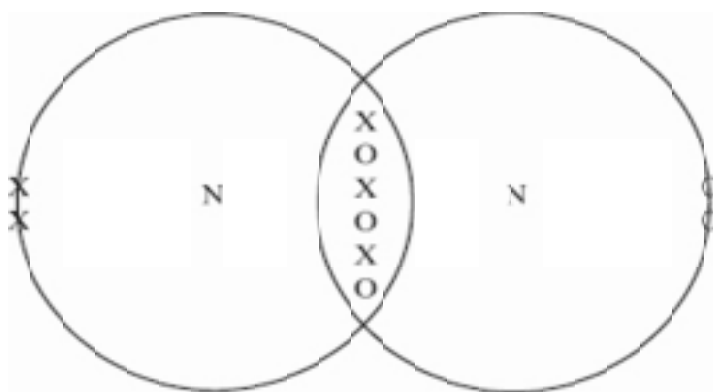
Mark schemes should be read in conjunction with the question paper and the Principal Examiner Report for Teachers.

Cambridge will not enter into discussions about these mark schemes.

Cambridge is publishing the mark schemes for the May/June 2013 series for most IGCSE, Pre-U, GCE Advanced Level and Advanced Subsidiary Level components and some Ordinary Level components.

Page 2	Mark Scheme	Syllabus	Paper
	Pre-U – May/June 2013	9791	02

- 1 (a) (i) Dot-cross diagram where electrons from each atom are distinguishable; three shared pairs and one lone pair on each atom; no inner shell electrons shown.



[1]

- (ii) Different or alternative structure for the same element (in the same physical state). [1]

- (iii) Breaking bonds: $12 + (6 \times 198 \text{ kJ mol}^{-1}) = 1200 \text{ kJ mol}^{-1}$ (1)
 Making bonds = $2 \times 485 \text{ kJ mol}^{-1} = 970 \text{ kJ mol}^{-1}$ (1)
 Positive sign with correct answer (1)
 Enthalpy change = $+230 \text{ kJ mol}^{-1}$ earns all 3 marks. [3]

- (iv) Bond order in $\text{P}_2^{2+} = 2$ (accept 'double') (1)
 Bond order in $\text{P}_2^+ = 2.5$ or $5/2$ (1) [2]

- (b) (i) Energy (required) to *remove one electron* (1)
 from (every atom in) a *mole of atoms* (1)
 in the *gas phase* (1)
 Allow 'mole of electrons from a mole of atoms'.
 Do not allow 'molecules' or 'compound'. [3]

- (ii) Outer electrons in silicon are further from the nucleus.
 OR Si is a larger atom OR Si has larger atomic radius. (1)
 There is greater shielding of the outer electrons in silicon compared to carbon. (1)
 (Despite the additional protons in silicon) the outer electrons experience a reduced attraction to the nucleus OR the outer electrons are at higher energy. (1)
 NB The statement "effective nuclear charge decreases down a group" is false: it increases. [3]

- (iii) Single bonds: σ or 'sigma'
 Additional bonds in multiple bonds: π or 'pi'
 Both required for the mark. [1]

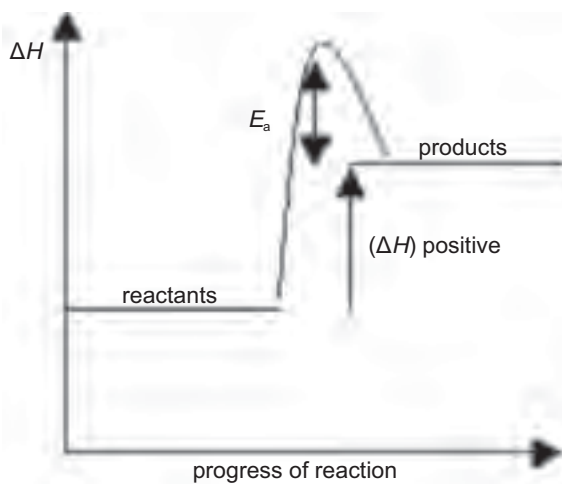
- (iv) Dividing mass percentages by molar masses (1)
 C: $41.3 / 12.0 = 3.44$
 H: $10.3 / 1.0 = 10.3$
 Si: $48.4 / 28.1 = 1.72$
 Correct empirical formula = $\text{C}_2\text{H}_6\text{Si}$ (1)
 Possible structure must contain a Si=Si bond, with each silicon bonded to hydrogens or alkyl groups that satisfy the molecular formula of $\text{C}_4\text{H}_{12}\text{Si}_2$. (1) [3]

[Total: 17]

Page 3	Mark Scheme	Syllabus	Paper
	Pre-U – May/June 2013	9791	02

2 (a) (i) $\text{MgCO}_3 \rightarrow \text{MgO} + \text{CO}_2$ (ignore state symbols) [1]

- (ii) Products drawn at a higher energy than reactants. (1)
 Enthalpy change of reaction arrow pointing *from* reactant energy level *to* product energy level. (1)
 Activation energy shown as between the reactant energy level and the top of the energy 'hill'. (1)



[3]

(b) Trend: decomposition temperature increases. (1)

Explanation: charge density of metal cation decreases down the group. (1)

Metal cation becomes less polarising down the group. (1)

Smaller bond weakening effect on carbonate / carbonate ion more stable / more energy required to decompose carbonate. (1)

ALTERNATIVE EXPLANATION:

Lattice energy of the carbonates down a group becomes less exothermic... (1)

at a slower rate than the oxides... (1)

So $\Delta_r H^\ominus$ becomes more endothermic (and decomposition temperature increases). (1) [4]

(c) (i) $x = 4$ [1]

(ii) MgCO_3 (accept formula or name) [1]

(iii) Acid-base [1]

(d) (i) 2+ OR +2 but not just '2' [1]

- (ii) Amount of excess H^+ in conical flask
 $= 41.60 \text{ cm}^3 \times 0.100 \text{ mol dm}^{-3} = 0.00416 \text{ mol}$ (1)
 Amount of excess H^+ in 100 cm^3 volumetric flask
 $= 10 \times 0.00416 \text{ mol} = 0.0416 \text{ mol}$ (1)
 Final answer given to 3 significant figures. (1) [3]

Page 4	Mark Scheme	Syllabus	Paper
	Pre-U – May/June 2013	9791	02

(iii) Initial amount of H^+
 $= 30.0 \text{ cm}^3 \times 5.00 \text{ mol dm}^{-3} = 0.150 \text{ mol}$ (1)
Amount of H^+ that reacted with the sample of dolomite
 $= 0.150 \text{ mol} - 0.0416 \text{ mol} = 0.108 \text{ mol}$ (1) [2]

(iv) Amount of carbonate reacted
 $= \frac{1}{2} \times 0.108 \text{ mol} = 0.054 \text{ mol}$ (1)
Mass of carbonate reacted
 $= 0.054 \text{ mol} \times 60 \text{ g mol}^{-1} = 3.25 \text{ g}$ (1) [2]

(v) Mass of calcium
 $= \frac{1}{2} \times 0.054 \text{ mol} \times 40.1 \text{ g mol}^{-1} = 1.09 \text{ g}$ (1)
Mass of Z = $5.00 \text{ g} - 3.25 \text{ g} - 1.09 \text{ g} = 0.66 \text{ g}$ (1)
Molar mass of Z
 $= 0.66 \text{ g} / (\frac{1}{2} \times 0.054 \text{ mol}) = 24 \text{ g mol}^{-1}$ (1)

Award full marks for alternative legitimate methods, for example:

Mass of Ca & Z = $5.00 \text{ g} - 3.25 \text{ g} = 1.75 \text{ g}$ (1)
Amount of CaZ = $1.75 \text{ g} / (40.1 + M_Z) \text{ g mol}^{-1} = 0.027 \text{ mol}$ (1)
 $\therefore M_Z = 24 \text{ g mol}^{-1}$ (1)

Allow ecf from earlier parts. [3]

[Total: 22]

3 (a) (i) VSEPR or Valence Shell Electron Pair Repulsion (theory) [1]

(ii) Shape is trigonal planar (1)
 BF_3 . Bond angle = 120° (1) [2]

(b) (i) The number of valence or outer-shell electrons (on the central atom) exceeds 8.
OR octet is expanded. [1]

(ii) Structure named as pentagonal bipyramidal. (1)
Bond angles of 72° (ignore multiples of 72°) (1)
and 90° (ignore 180°). (1) [3]

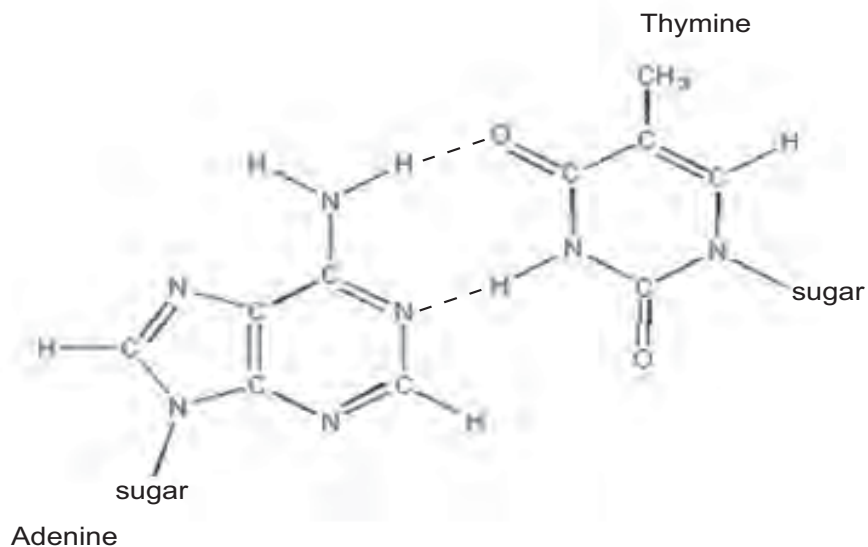
(iii) There isn't space around the bromine atom for seven bonds to fluorine atoms / steric hindrance / bromine atom is too small.
Allow suggestions that fluorine isn't oxidising enough
OR the 6th and 7th ionisation energies of bromine are too high
OR it would spontaneously dissociate to give BrF_5 and F_2 . [1]

(c) (i) (Trigonal) pyramidal [1]

(ii) 4 bonding pairs (1)
2 lone pairs (1) [2]

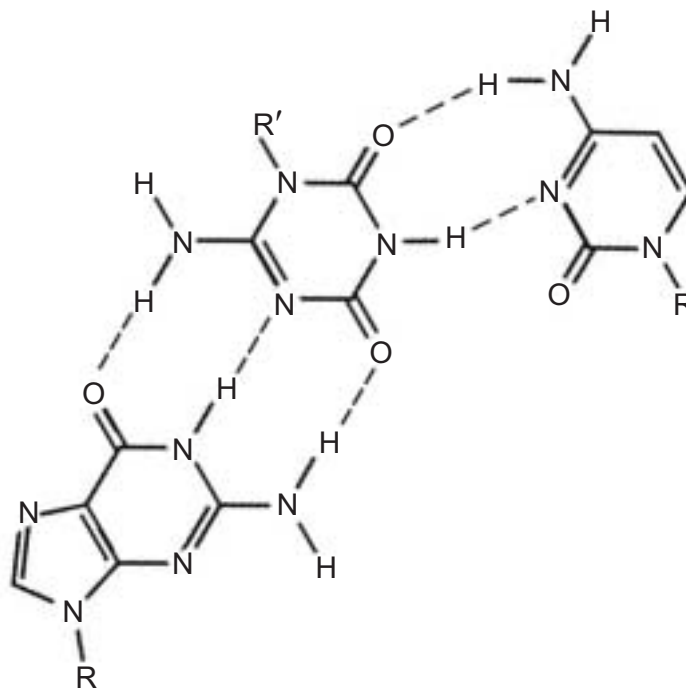
Page 5	Mark Scheme	Syllabus	Paper
	Pre-U – May/June 2013	9791	02

- (d) (i) Line connecting NH hydrogen on adenine and upper O on thymine (1)
Line connecting adenine right-hand heterocyclic N and NH hydrogen on thymine. (1)



[2]

- (ii) Janus wedge between the two bases with a valid H-bond connecting the wedge to each base. (1)
All correct H-bonds shown between Janus wedge and cytosine. (1)
All correct H-bonds between Janus wedge and guanine. (1)



[3]

[Total: 16]

Page 6	Mark Scheme	Syllabus	Paper
	Pre-U – May/June 2013	9791	02

4 (a) (i) Addition [1]

- (ii) Three monomer units lacking a double bond joined together correctly as shown (conformation not important). (1)
 Drawn between brackets with bond sticking through, or with dotted bonds at the ends. (1)



[2]

- (iii) $2500 / 82 = 30$ units (1)
 Denominator must be 82, not 84.
 Answer must be an integer.

[1]

- (b) (i) $C_6H_{10} + Br_2 \rightarrow C_6H_{10}Br_2$
 Ignore state symbols.

[1]

- (ii) Any unambiguous structure for 1, 2-dibromocyclohexane.
 Ignore any stereochemistry.

[1]

- (iii) 1, 2-dibromocyclohexane

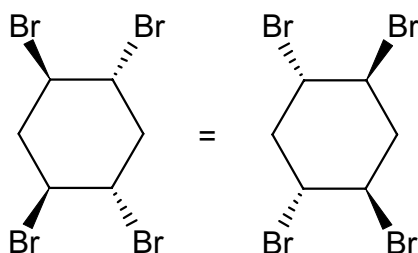
[1]

- (c) 1, 3-dibromocyclohexane (1)
 1, 4-dibromocyclohexane (1)
 Credit any unambiguous structure. Ignore any stereochemistry.

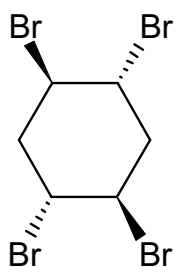
[2]

Page 7	Mark Scheme	Syllabus	Paper
	Pre-U – May/June 2013	9791	02

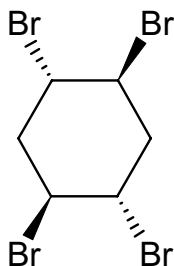
- (d) Correct use of hashed and wedged bonds to show:
 1R, 2R, 4S, 5S-tetrabromocyclohexane, which is the same as 1S, 2S, 4R, 5R-tetrabromocyclohexane (1)



1R,2R,4R,5R-tetrabromocyclohexane (1)



1S,2S,4S,5S-tetrabromocyclohexane (1)

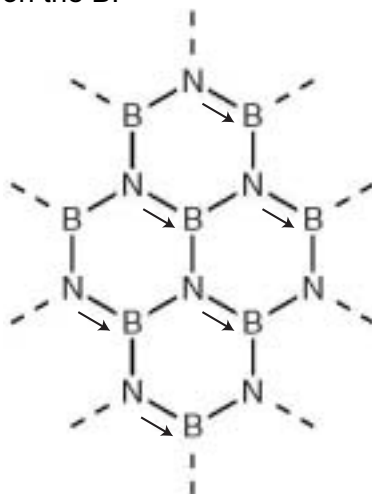


The first mark only awarded if just one of the two structures is given (since they are the same) or if two given structures are identified as identical. [3]

- (e) (i) $X = Br_2$ [1]
 (ii) $Y = H_2$ [1]
 (iii) No. moles of X = 1 (1)
 No. moles of Y = 4 (1) [2]

Page 8	Mark Scheme	Syllabus	Paper
	Pre-U – May/June 2013	9791	02

- (iv) Each dative bond drawn from N to B. (1)
 Each B receiving one dative bond and each N giving one.(1)
 Allow bonds without arrows only if they are accompanied with a positive charge on the N and a negative charge on the B.



[2]

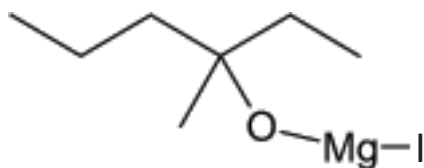
- (v) Diamond (or silicon or germanium or zinc blende) [1]

[Total: 19]

- 5 (a) (i) Perform the experiment in a fume cupboard (to limit exposure to toxic iodoethane) (1)
 Use a heating mantle rather than a Bunsen burner (to reduce risk of flammable vapours catching fire)
 OR avoid (naked) flames (1) [2]
- (ii) To exclude any trace of water / moisture OR chemically dry [1]
- (b) (i) Amount of Mg = $1.5 \text{ g} / 24.3 \text{ g mol}^{-1} = 0.0617 \text{ mol}$ [1]
- (ii) Mass of $\text{C}_2\text{H}_5\text{I} = 0.0617 \text{ mol} \times 156 \text{ g mol}^{-1} = 9.63 \text{ g}$ (1)
 Volume of $\text{C}_2\text{H}_5\text{I} = 9.63 \text{ g} / 1.93 \text{ g cm}^{-3} = 5.0 \text{ cm}^3$ (1) [2]
- (iii) Solvent [1]
- (c) (i) High activation energy for the reaction (1)
 due to the breaking of (strong) covalent or C-I bonds (1)
 Reaction is slow (1) Max. 2 [2]
- (ii) $\text{C}_2\text{H}_5\text{MgI}$ [1]

Page 9	Mark Scheme	Syllabus	Paper
	Pre-U – May/June 2013	9791	02

(d) (i) Allow any unambiguous structure corresponding to:



[1]

(ii) Amount of pentan-2-one
 $= 6.0 \text{ cm}^3 \times 0.814 \text{ g cm}^{-3} / 86 \text{ g mol}^{-1} = 0.0568 \text{ mol}$ (1)
 More moles of magnesium / Grignard than pentan-2-one (1)

[2]

(e) (i) 3-methylhexan-3-ol structure
 Allow any unambiguous structure
 Accept ecf from (d) (i)

[1]

(ii) Ethane

[1]

(iii) To slow down (an otherwise vigorous) reaction
 OR the hydrolysis / reaction is exothermic
 OR to stop boiling or spitting

[1]

(f) (i) Ethoxyethane has low solubility in water (1)
 Ethoxyethane is less dense than water (1)

[2]

(ii) To extract the product / alcohol which has dissolved in the water (it is more soluble in the ether)

[1]

(g) 1 (Magnesium) salts or MgCl_2 or MgI_2 (1)
 2 Acid or HCl (1)
 3 Iodine (1)
 4 Water (1)

[4]

(h) To dry the ethoxyethane / absorb water / dehydrating agent

[1]

(i) Filter or decant (but not the distillate) (1)
 Distil, collecting the fraction at or close to 143°C (1)
 Ignore reference to different temperatures / products.
 Product alcohol has to be distilled *off / over*.

[2]

[Total: 26]