



UNIVERSITY OF CAMBRIDGE INTERNATIONAL EXAMINATIONS
Cambridge International Level 3 Pre-U Certificate
Principal Subject

CANDIDATE
NAME

CENTRE
NUMBER

--	--	--	--	--

CANDIDATE
NUMBER

--	--	--	--



CHEMISTRY

9791/04

Paper 4 Practical

May/June 2011

2 hours

Candidates answer on the Question Paper.

Additional Materials: As listed in the Confidential Instructions
Data Booklet

READ THESE INSTRUCTIONS FIRST

Write your Centre number, candidate number and name on all the work you hand in.
Give details of the practical session and laboratory where appropriate, in the boxes provided.
Write in dark blue or black pen.
You may use a soft pencil for any diagrams, graphs or rough working.
Do not use staples, paper clips, highlighters, glue or correction fluid.
DO NOT WRITE IN ANY BARCODES.

Answer **all** questions.
You may lose marks if you do not show your working or if you do not use appropriate units.
A Data Booklet is provided.

At the end of the examination, fasten all your work securely together.
The number of marks is given in brackets [] at the end of each question or part question.

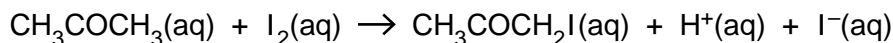
Session	
Laboratory	

For Examiner's Use	
1	
2	
3	
Total	

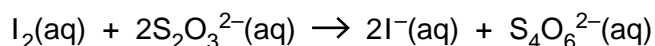
This document consists of **7** printed pages and **1** blank page.



- 1 The acid catalysed reaction between iodine and propanone proceeds relatively slowly at room temperature.



The rate of this reaction can be determined by following the change in the concentration of iodine as the reaction proceeds. At set time intervals, a small volume of the reaction mixture is removed and added to a solution of sodium hydrogen carbonate. This effectively stops the reaction by neutralising the acid catalyst. The concentration of iodine can then be determined by titration using sodium thiosulfate solution.



In the following experiment you will carry out this titration to determine the concentration of iodine.

You are provided with a solution labelled **FA 1**. This solution was obtained by removing 25.00 cm^3 of the reaction mixture and adding excess sodium hydrogen carbonate solution. The mixture was then made up to 150.0 cm^3 using distilled water.

FA 2 contains $0.0500\text{ mol dm}^{-3}$ sodium thiosulfate solution, $\text{Na}_2\text{S}_2\text{O}_3(\text{aq})$.

Read all of the following instructions before you start any experimental work and draw up a table to record your results in part (a).

Method

1. Fill a burette with **FA 2**.
 2. Pipette 25.00 cm^3 of **FA 1** into a conical flask.
 3. Run the solution from the burette into the conical flask until the red/brown colour of the iodine becomes pale yellow.
 4. At this point add approximately 10 drops of starch indicator.
 5. Continue to add **FA 2** until the blue/black colour completely disappears.
 6. Repeat the titration until you have obtained consistent results.
- (a) Record your titration results in the space below. Make sure your recorded results show the precision of your practical work.

- (b) From your titration results obtain a volume of **FA 2** to be used in the following calculations. Show clearly how you obtained this value.

For
Examiner's
Use

25.00 cm³ of **FA 1** required cm³ of **FA 2**. [1]

- (c) From the measurements you have made, determine the concentration of the iodine in the reaction mixture at the time when the 25.00 cm³ sample was removed. Show your working and give your answer to an appropriate number of significant figures.

..... [5]

- (d) In another experiment using different starting concentrations of iodine, propanone and acid, the following values were obtained for the concentration of iodine in the reaction.

time/min	[I ₂ (aq)]/mol dm ⁻³
0	0.0100
5	0.0096
10	0.0092
15	0.0088

Use the figures shown above to determine the order of the reaction with respect to iodine. Explain your answer.

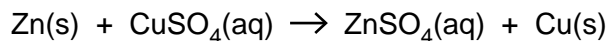
.....

.....

..... [2]

[Total: 13]

- 2 As zinc is above copper in the reactivity series, it readily displaces copper from its salts. In this experiment you will determine the enthalpy change for the following displacement reaction.



FA 3 is powdered zinc.

FA 4 is 1.00 mol dm^{-3} copper sulfate, $\text{CuSO}_4\text{(aq)}$.

(a) Method

Before starting any practical work, read all of the following instructions.

1. Support a foamed plastic cup in a 250 cm^3 beaker.
2. Using a 50 cm^3 measuring cylinder, pour 40 cm^3 of the copper sulfate solution, **FA 4**, into the plastic cup.
3. Measure the temperature of the copper sulfate solution.
4. Remove the stopper from the bottle containing **FA 3**.
5. Weigh the bottle.
6. Add the contents of the bottle to the copper sulfate solution in the plastic cup.
7. Use the thermometer to stir the mixture gently.
8. Measure the highest temperature that is reached.
9. Reweigh the unstoppered bottle.

In a suitable format record all the measurements from your experiment, including the **mass of zinc** added and the **change in temperature**.

[4]

- (b)** Calculate the heat energy given out by the reaction. Assume that the specific heat capacity of the solution is $4.18 \text{ J g}^{-1} \text{ K}^{-1}$ and that the density of the solution is 1.00 g cm^{-3} .

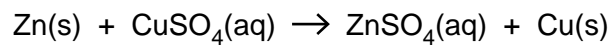
the heat energy given out by the reaction = J [1]

- (c) In the experiment you have carried out the copper sulfate is in excess. Calculate the enthalpy change, in kJ mol^{-1} , for the displacement reaction.
[A_r : Zn, 65.4]

For
Examiner's
Use

enthalpy change = kJ mol^{-1} [1]

- (d) The standard enthalpy change of formation for $\text{Cu}^{2+}(\text{aq})$ is $+64.3 \text{ kJ mol}^{-1}$, while the standard enthalpy change of formation for $\text{Zn}^{2+}(\text{aq})$ is $-152.3 \text{ kJ mol}^{-1}$. Use these values to calculate the standard enthalpy change of reaction for:



enthalpy change = kJ mol^{-1} [1]

- (e) (i) Express the difference between the values calculated in (c) and (d) as a percentage of the value calculated in (d).

% difference = [1]

- (ii) The most significant source of error in this experiment is heat loss to the surroundings. Suggest one further source of error.

.....

 [1]

- (iii) Suggest two improvements that would reduce this error.

.....

 [2]

[Total: 11]

Before starting question 3, half-fill a 250 cm³ beaker with water and heat with a Bunsen burner to between 70 and 80 °C. You will use this as a hot water-bath in part (c) of this question. Turn off the Bunsen burner.

For
Examiner's
Use

- 3 (a) Solutions **FA 5** and **FA 6** each contain a single cation, from those listed in the Qualitative Analysis Notes. These cations are different. By observing the reactions with sodium hydroxide solution and with aqueous ammonia, it is possible to suggest identities for these cations.

Record your observations in an appropriate format in the space below, and hence suggest identities for the cations.

FA 5 contains

FA 6 contains [7]

- (b) (i) **FA 7** contains a mixture of two anions from those listed in the Qualitative Analysis Notes. **FA 8** contains a single cation from those listed in the Qualitative Analysis Notes. Carry out the following tests and record your observations in the table below.

test	observation
To a 1 cm depth of FA 7 in a test-tube add 1 cm depth of aqueous silver nitrate,	
followed by dilute aqueous ammonia.	
To a 1 cm depth of FA 7 in a test-tube add 1 cm depth of either aqueous barium chloride or aqueous barium nitrate,	
followed by dilute hydrochloric acid.	
To a 1 cm depth of FA 7 in a test-tube add 1 cm depth of FA 8 ,	
followed by dilute hydrochloric acid.	

[3]

(ii) Suggest which pair of anions may be present in **FA 7**.

FA 7 contains and

[2]

(iii) Suggest which cation may be present in **FA 8**.

FA 8 contains

[1]

(c) **FA 9** contains an aqueous solution of one of the following: methanoic acid, ethanoic acid or ethanal. Carry out the following tests in order to identify which organic compound is present.

test	observation
To a 1 cm depth of FA 9 in a test-tube add a few drops of acidified potassium manganate(VII). Stand the test-tube in the hot water-bath.	
To a 1 cm depth of FA 9 in a test-tube add a half spatula measure of solid sodium hydrogen carbonate.	

FA 9 contains

Explain your reasoning.

.....

..... [3]

[Total: 16]

BLANK PAGE

Permission to reproduce items where third-party owned material protected by copyright is included has been sought and cleared where possible. Every reasonable effort has been made by the publisher (UCLES) to trace copyright holders, but if any items requiring clearance have unwittingly been included, the publisher will be pleased to make amends at the earliest possible opportunity.

University of Cambridge International Examinations is part of the Cambridge Assessment Group. Cambridge Assessment is the brand name of University of Cambridge Local Examinations Syndicate (UCLES), which is itself a department of the University of Cambridge.