



UNIVERSITY OF CAMBRIDGE INTERNATIONAL EXAMINATIONS
General Certificate of Education Ordinary Level

CANDIDATE
NAME

CENTRE
NUMBER

--	--	--	--	--

CANDIDATE
NUMBER

--	--	--	--



CHEMISTRY

5070/04

Paper 4 Alternative to Practical

May/June 2008

1 hour

Candidates answer on the Question Paper.

No additional materials are required.

READ THESE INSTRUCTIONS FIRST

Write your Centre number, candidate number and name on all the work you hand in.

Write in dark blue or black pen.

You may use a soft pencil for any diagrams, graphs or rough working.

Do **not** use staples, paper clips, highlighters, glue or correction fluid.

DO **NOT** WRITE IN ANY BARCODES.

Answer **all** questions.

Write your answers in the spaces provided in the Question Paper.

The number of marks is given in brackets [] at the end of each question or part question.

At the end of the examination, fasten all your work securely together.

For Examiner's Use

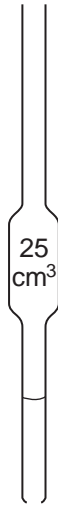
--

This document consists of **18** printed pages and **2** blank pages.



- 1 The diagram below shows a pipette.
What error has been made in its manufacture?

For
Examiner's
Use



[Total: 1]

- 2 A student was given some hydrated sodium carbonate crystals, $\text{Na}_2\text{CO}_3 \cdot x\text{H}_2\text{O}$, where x is a whole number. They were placed in a previously weighed container, which was reweighed.

For
Examiner's
Use

$$\begin{array}{rcl} \text{mass of container + sodium carbonate crystals} & = & 9.87 \text{ g} \\ \text{mass of container} & = & 5.83 \text{ g} \end{array}$$

- (a) Calculate the mass of sodium carbonate crystals used in the experiment.

.....g [1]

The container and crystals were heated to remove the water of crystallisation and then reweighed. This process was repeated until there was no further change in mass.

- (b) Describe the appearance of the sodium carbonate crystals after heating.

.....
..... [2]

$$\text{mass of container + sodium carbonate after heating} = 7.35 \text{ g}$$

- (c) (i) Calculate the mass of sodium carbonate which remained after heating.

.....g [1]

- (ii) Calculate the mass of water which was lost from the crystals.

.....g [1]

- (d) (i) Calculate the relative formula mass of sodium carbonate, Na_2CO_3 , and the relative formula mass of water.

[A_r : Na, 23; C, 12; O, 16; H, 1]

For
Examiner's
Use

relative formula mass of sodium carbonate

relative formula mass of water

[1]

- (e) Using your answers to (c) and (d), calculate

- (i) the number of moles of sodium carbonate which remained after heating,

..... [1]

- (ii) the number of moles of water which were lost on heating.

..... [1]

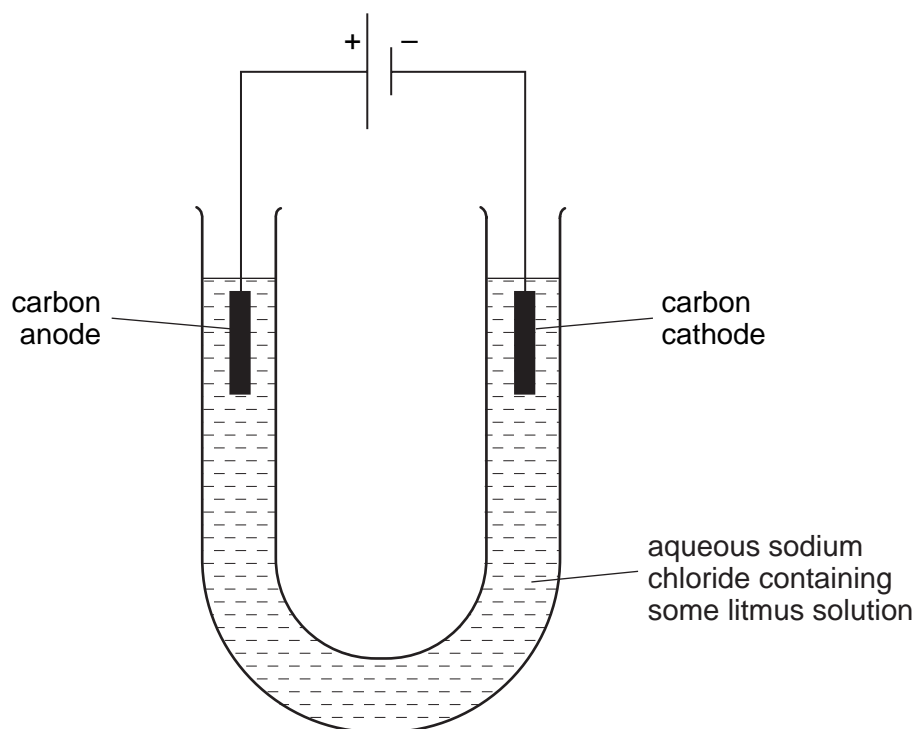
- (f) Using your answers to (e) calculate the value of x in the formula $\text{Na}_2\text{CO}_3 \cdot x\text{H}_2\text{O}$.

x = [2]

[Total: 10]

- 3 A student electrolysed concentrated aqueous sodium chloride using the apparatus below. The solution also contained litmus solution.

For
Examiner's
Use



- (a) (i) Name the gas produced at the anode (positive electrode).
..... [1]
- (ii) Suggest what happened to the colour of the solution around the anode as the electrolysis proceeded.
..... [1]
- (iii) Why did this change take place?
..... [1]
- (b) (i) Name the gas produced at the cathode (negative electrode).
..... [1]
- (ii) Give a test for this gas.
..... [1]
- (iii) What happened to the colour of the solution around the cathode as the electrolysis proceeded?
..... [1]
- (iv) Why did this change take place?
..... [1]

(c) The solution was replaced by a dilute solution of an acid. Suggest which acid would produce the same gases as those produced with concentrated aqueous sodium chloride.

..... [1]

(d) Under what conditions does the electrolysis of sodium chloride produce sodium at one of the electrodes?

..... [1]

[Total: 9]

In questions 4 to 8 inclusive, place a tick (✓) in the box against the best answer.

For
Examiner's
Use

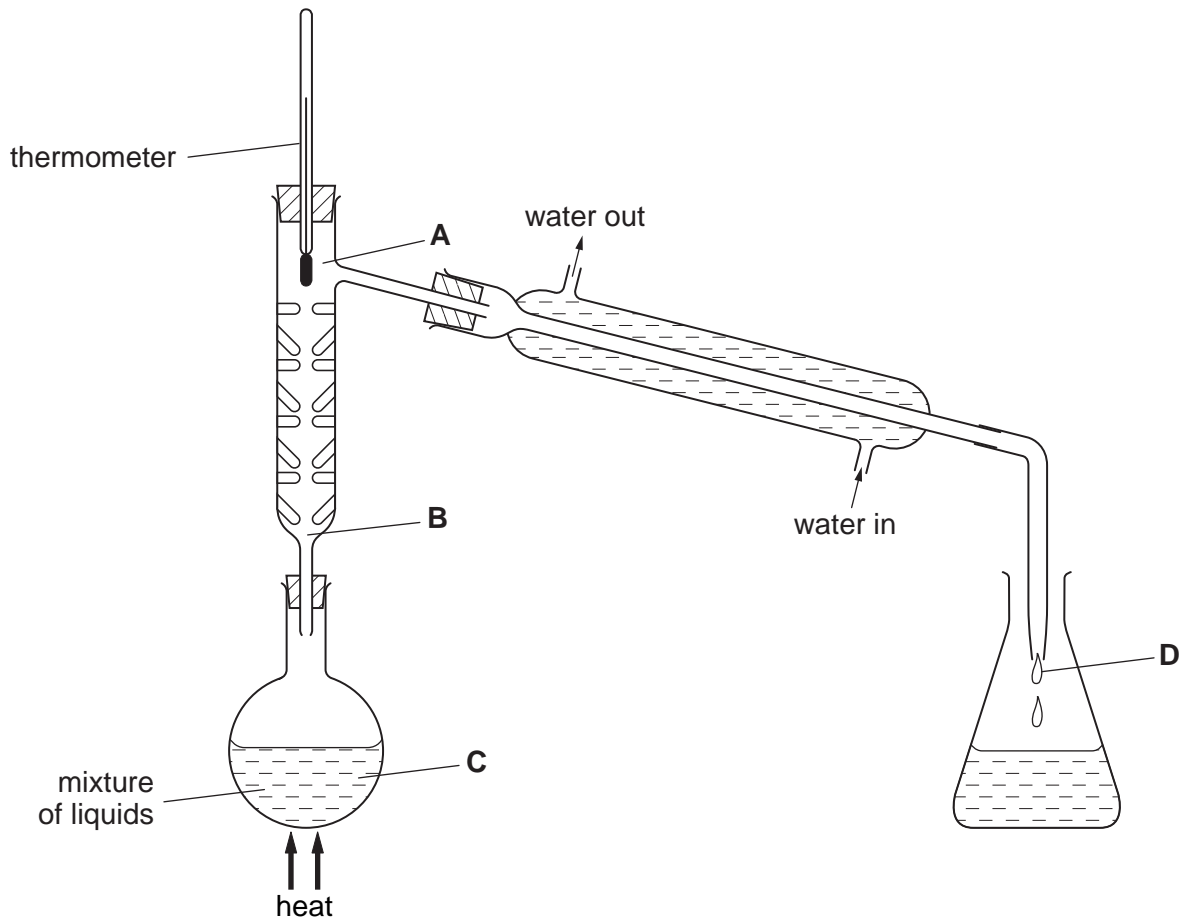
- 4 In each of four experiments, the same mass of magnesium was added to the same volume of an excess of sulphuric acid.

Which set of conditions will result in the magnesium being used up the fastest?

	form of magnesium	concentration of acid	temperature
(a)	ribbon	1 mol/dm ³	20 °C
(b)	powder	0.5 mol/dm ³	20 °C
(c)	ribbon	0.5 mol/dm ³	80 °C
(d)	powder	1 mol/dm ³	80 °C

[Total: 1]

- 5 Equal volumes of two liquids that mix completely but do not react together are placed in the apparatus below. The mixture is heated.



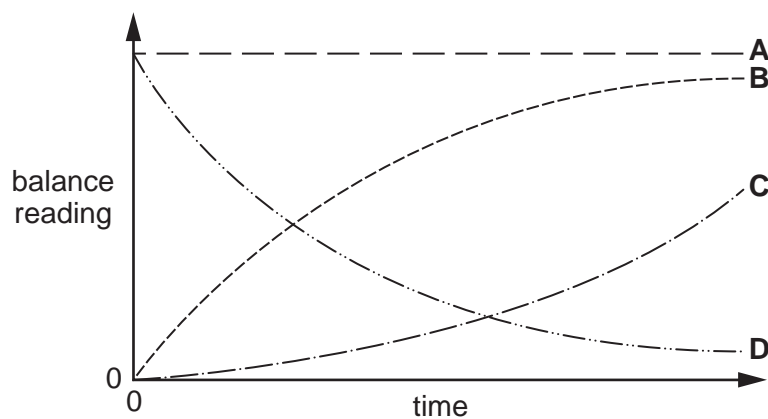
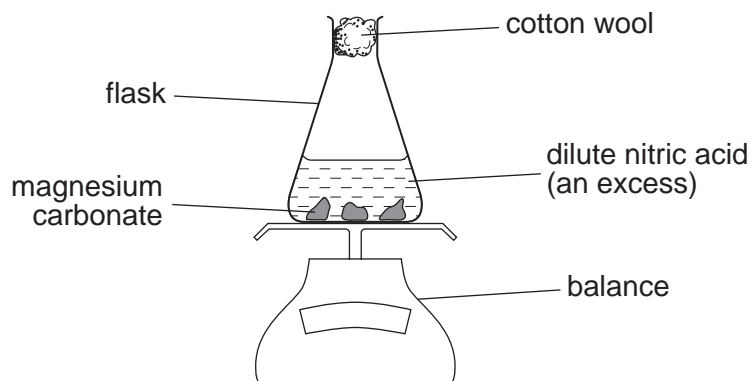
When the thermometer first shows a steady reading, at which point **A**, **B**, **C**, or **D** will there be the highest proportion of the liquid with the higher boiling point?

- (a) **A**
- (b) **B**
- (c) **C**
- (d) **D**

[Total: 1]

- 6 The experiment shown below was set up and the balance was read at intervals.

For
Examiner's
Use



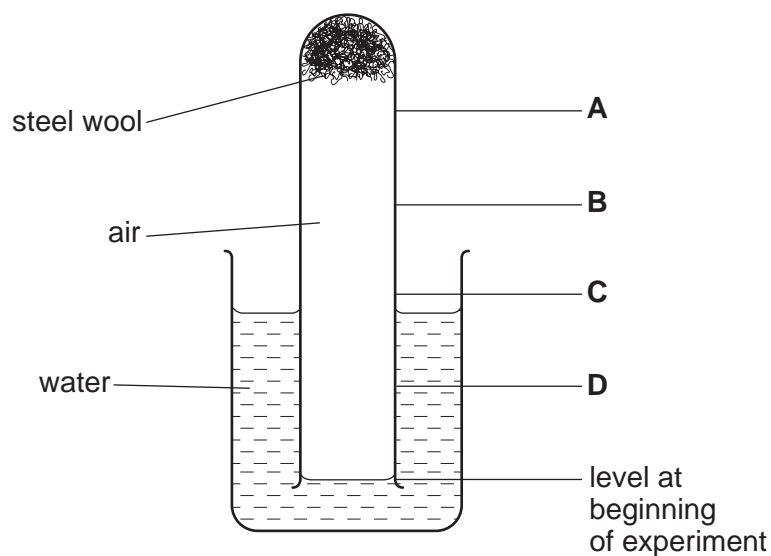
A graph of the balance reading against time was plotted.
Which curve was obtained?

- (a) A
- (b) B
- (c) C
- (d) D

[Total: 1]

- 7 The diagram below shows a ball of steel wool placed inside the end of a test-tube. The test-tube is inverted in a beaker of water, trapping the air inside.

For
Examiner's
Use

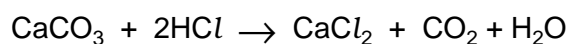


What was the level of the water after several days?

- (a) A
- (b) B
- (c) C
- (d) D

[Total: 1]

- 8 Calcium carbonate reacts with hydrochloric acid as shown below.



What volume of 1.0 mol/dm^3 hydrochloric acid is needed to completely react with 2.0 g of calcium carbonate?

[M_r : CaCO_3 , 100]

- (a) 20 cm^3
- (b) 40 cm^3
- (c) 200 cm^3
- (d) 400 cm^3

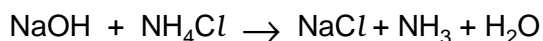
[Total: 1]

- 9 An experiment was done to find the concentration of an aqueous solution of ammonium chloride labelled **P**.

For
Examiner's
Use

Q was 0.0800 mol/dm³ hydrochloric acid.

A 25.0cm³ sample of **P** was measured into a flask followed by 25.0cm³ of 2.00 mol/dm³ sodium hydroxide (an excess). Some of the sodium hydroxide reacted with the ammonium chloride to produce ammonia. The equation is given below.



- (a) What apparatus should be used to measure out 25.0cm³ of a solution?

.....[1]

The flask was heated until no more ammonia was detected in the steam.

- (b) Suggest a test to detect ammonia in the steam leaving the flask.

.....[1]

After cooling, the mixture was transferred to a volumetric flask and made up to 250cm³ with distilled water.

This was solution **R**.

25.0cm³ of **R** was transferred to a conical flask and a few drops of methyl orange indicator added.

- (c) What colour was the methyl orange in the flask?

.....

A burette was filled with **Q**.

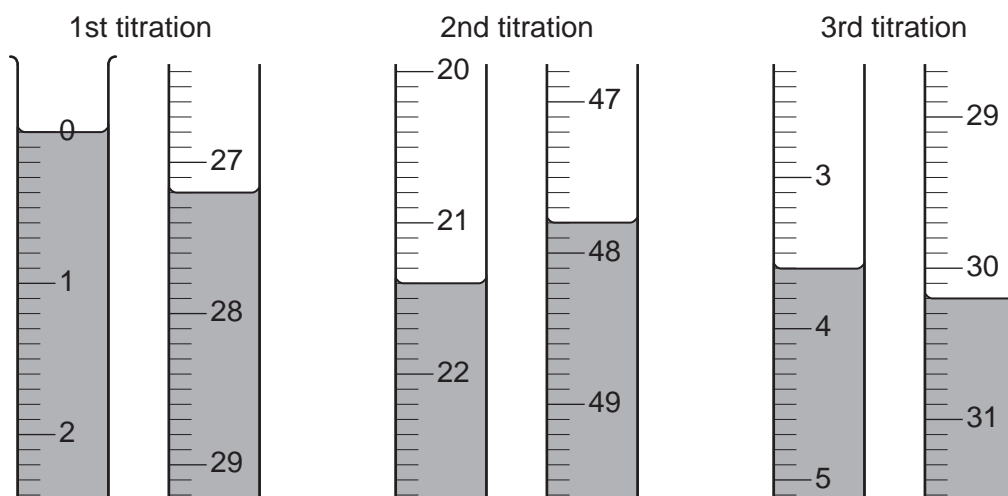
Q was run into the conical flask until an end-point was reached.

What was the colour of the methyl orange when the end-point was reached?

.....
[1]

Three titrations were done. The diagrams below show parts of the burette with the liquid levels at the beginning and end of each titration.

For
Examiner's
Use



(d) Use the diagrams to complete the following table.

titration number	1	2	3
final burette reading /cm ³			
initial burette reading /cm ³			
volume of Q used /cm ³			
best titration results (✓)			

Summary:

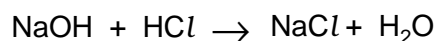
Tick (✓) the best titration results.

Using these results the average volume of **Q** wascm³. [4]

(e) **Q** was 0.0800 mol/dm³ hydrochloric acid. Calculate the number of moles of hydrochloric acid in the average volume of **Q** calculated in (d).

..... [1]

- (f) Using the equation



and your answer to (e), deduce the number of moles of sodium hydroxide in 25.0 cm³ of R.

..... [1]

- (g) Using your answer to (f) calculate the number of moles of sodium hydroxide in 250 cm³ of R.

..... [1]

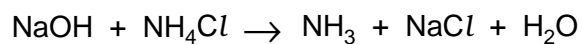
- (h) Calculate the number of moles of sodium hydroxide present in 25.0 cm³ of 2.00 mol/dm³ aqueous sodium hydroxide which was added originally to 25.0 cm³ of P.

..... [1]

- (i) Using your answers to (g) and (h), calculate the number of moles of sodium hydroxide that reacted with 25.0 cm³ of P.

..... [1]

(j) Using the equation



and your answer to (i),

(i) deduce the number of moles of ammonium chloride in 25.0 cm³ of **P**,

..... [1]

(ii) calculate the concentration, in mol/dm³, of **P**.

..... [1]

[Total: 14]

For
Examiner's
Use

- 10** The following table shows the tests a student did on compound **T**. Complete the table by describing the observation in test **(a)** and the test and observations, which lead to the conclusion in test **(d)**. For tests **(b)** and **(c)** suggest which ion(s) may be present in **T** as indicated by the observations for **each** test.

For
Examiner's
Use

test	observation	conclusion
(a) T was dissolved in water and the solution divided into three parts for tests (b) , (c) and (d) .		T does not contain a transition metal.
(b) (i) To the first part aqueous sodium hydroxide was added until a change was seen. (ii) An excess of aqueous sodium hydroxide was added to the mixture from (i) .	A white precipitate was produced. The white precipitate dissolved.	T may contain ion(s).
(c) (i) To the second part aqueous ammonia was added until a change was seen. (ii) An excess of aqueous ammonia was added to the mixture from (i) .	A white precipitate was produced. The white precipitate remained in the solution.	T contains the ion.
(d)		T contains NO_3^- ions.

Conclusion: the formula of compound **T** is

[Total: 9]

- 11 The reaction between lead(II) nitrate, $\text{Pb}(\text{NO}_3)_2$, and potassium iodide, KI , produces a precipitate of lead(II) iodide.

For
Examiner's
Use

- (a) Write the equation for the reaction between lead(II) nitrate and potassium iodide.

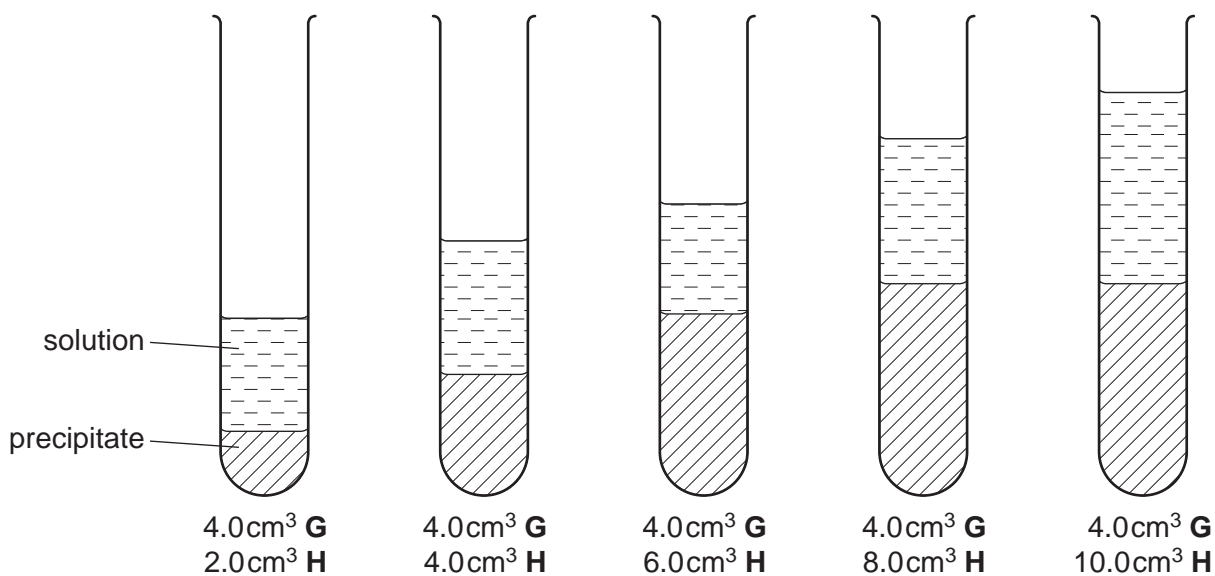
..... [2]

Solution **G** is a solution of potassium iodide.

Solution **H** is 1.0 mol/dm^3 lead(II) nitrate.

4.0 cm^3 of **G** was placed in each of five test-tubes.

The diagrams below show the results of adding different volumes of **H** to each of the tubes. Each test-tube was left for a while to allow the precipitate to settle.



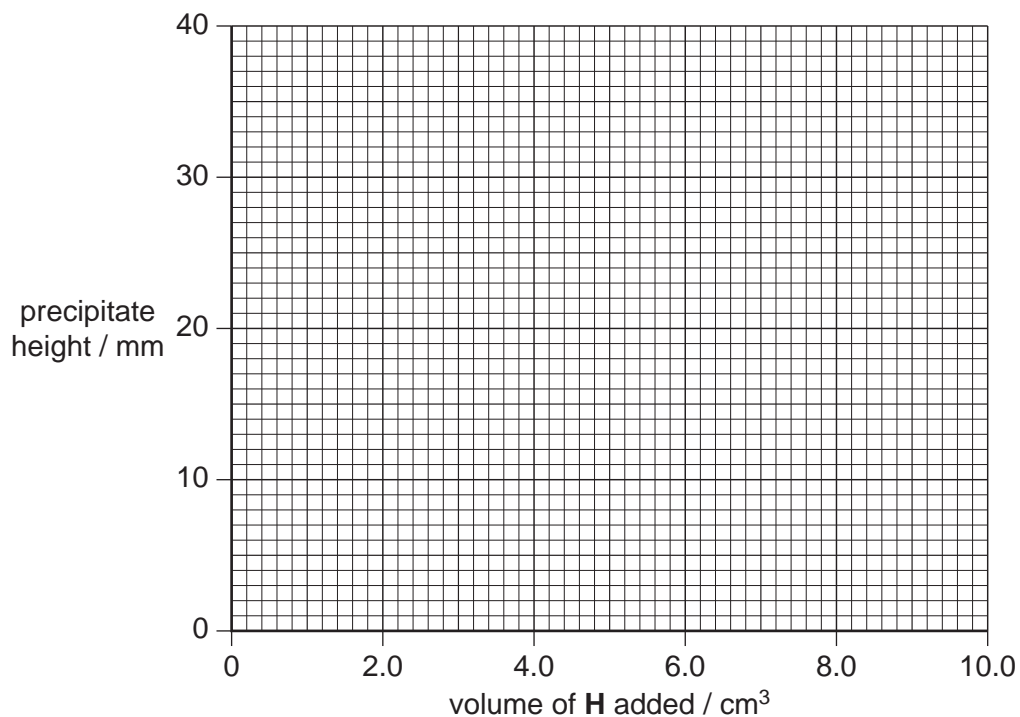
- (b) Measure the height of each precipitate in millimetres. Record the results in the table below.

test-tube	1	2	3	4	5
volume of H added / cm ³	2.0	4.0	6.0	8.0	10.0
precipitate height / mm					

[2]

- (c) Plot these results on the grid below and join the points with two intersecting straight lines.

For
Examiner's
Use



[3]

- (d) (i) What was the minimum volume of **H** required to completely react with 4.0 cm^3 **G**?

..... cm^3 [1]

- (ii) Using your answers to (a) and (d)(i), calculate the concentration of potassium iodide in **G**.

..... mol/dm^3 [2]

(e) The experiment was repeated using 2.0 mol/dm^3 lead(II) nitrate and solution **G**.

- (i) Calculate the minimum volume of 2.0 mol/dm^3 lead(II) nitrate which was required to completely react with 4.0 cm^3 of **G**.

..... cm^3 [1]

- (ii) What was the height of the precipitate in the test-tube when this reaction occurred?

..... [1]

[Total: 12]

For
Examiner's
Use

BLANK PAGE

Permission to reproduce items where third-party owned material protected by copyright is included has been sought and cleared where possible. Every reasonable effort has been made by the publisher (UCLES) to trace copyright holders, but if any items requiring clearance have unwittingly been included, the publisher will be pleased to make amends at the earliest possible opportunity.

University of Cambridge International Examinations is part of the Cambridge Assessment Group. Cambridge Assessment is the brand name of University of Cambridge Local Examinations Syndicate (UCLES), which is itself a department of the University of Cambridge.