



UNIVERSITY OF CAMBRIDGE INTERNATIONAL EXAMINATIONS
International General Certificate of Secondary Education

CANDIDATE
NAME

CENTRE
NUMBER

--	--	--	--	--

CANDIDATE
NUMBER

--	--	--	--	--

* 9 7 6 3 4 3 4 0 7 6 *

COMBINED SCIENCE

0653/21

Paper 2 (Core)

May/June 2012

1 hour 15 minutes

Candidates answer on the Question Paper.

No Additional Materials are required.

READ THESE INSTRUCTIONS FIRST

Write your Centre number, candidate number and name on all the work you hand in.

Write in dark blue or black pen.

You may use a soft pencil for any diagrams, graphs, tables or rough working.

Do not use staples, paper clips, highlighters, glue or correction fluid.

DO NOT WRITE IN ANY BARCODES.

Answer **all** questions.

A copy of the Periodic Table is printed on page 24.

At the end of the examination, fasten all your work securely together.

The number of marks is given in brackets [] at the end of each question or part question.

For Examiner's Use	
1	
2	
3	
4	
5	
6	
7	
8	
9	
Total	

This document consists of **22** printed pages and **2** blank pages.



- 1 Sugar cane is a food crop grown in Australia. It is harvested and then transported on small trains to the processing plant.

For
Examiner's
Use

Fig. 1.1 shows one of the trains carrying sugar cane.




Fig. 1.1

- (a) The train travels a distance of 25 kilometres in 2 hours.

Calculate the average speed of the train.

State the formula that you use and show your working.

formula used

working

..... km/h [2]

- (b) The train engine is powered by oil. The oil is burned to change water into steam. The steam is used to make parts of the engine move.

- (i) What kind of energy is stored in the oil?

..... [1]

- (ii) The engine is 30% efficient in converting the energy stored in the oil into movement energy. The rest of the stored energy is lost in different ways.

State **one** of these ways.

..... [1]

- (c) The track for the train is composed of short lengths of steel rails with small gaps left between them as shown in Fig. 1.2.

For
Examiner's
Use

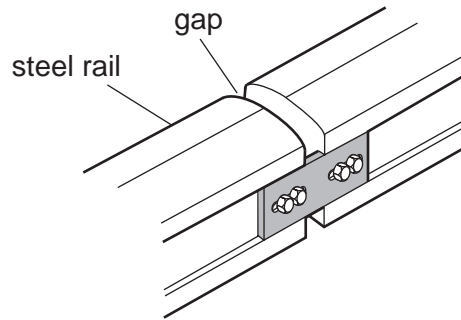


Fig. 1.2

Suggest a reason for leaving these small gaps.

.....
.....
..... [2]

- (d) Sugar can be fermented and turned into ethanol. Ethanol is now used as a fuel for cars.

Give **one** reason, other than cost, why people might use ethanol rather than petrol in their cars.

..... [1]

- (e) The farm on which the sugar cane is grown uses a wind turbine to produce electrical power. Table 1.1 shows the electrical power generated for different wind speeds.

For
Examiner's
Use

Table 1.1

wind speed / km per hour	0	3	5	8	10	12	15	20
power generated / W	0	0	150	500	1000	1100	1200	1200

- (i) Suggest the lowest wind speed needed to generate power.

..... km/h [1]

- (ii) State the maximum power that this wind turbine can produce.

..... W [1]

- (iii) State **one** disadvantage of using only a wind turbine as the source of electrical power.

.....
..... [1]

- 2 An element is a substance that is made of atoms which have the same proton number. Most atoms contain protons, neutrons and electrons.

The elements are shown in the Periodic Table.

- (a) The chemical symbol of an atom of the element chlorine is shown below.



The nucleon number of this atom is 35.

- (i) Name the part of an atom that contains the protons and neutrons.

..... [1]

- (ii) State the number of neutrons in this chlorine atom.

Explain your answer.

number of neutrons

explanation

..... [2]

- (iii) Name the element whose atoms do **not** usually contain any neutrons.

..... [1]

- (b) Table 2.1 shows Period 2 of the Periodic Table.

Table 2.1

	I	II	III	IV	V	VI	VII	0
Period 2	X						Y	Z

The element represented by **X** is a solid at room temperature and the elements represented by **Y** and **Z** are gases.

- (i) Suggest **one** difference, other than physical state at room temperature, between the properties of elements **X** and **Y**.

.....

..... [1]

- (ii) Suggest **one** difference between the chemical properties of elements **Y** and **Z**.

.....

..... [1]

- (c) Fig. 2.1 shows a simple lime kiln which is used to produce lime (calcium oxide) from limestone (calcium carbonate).

For
Examiner's
Use

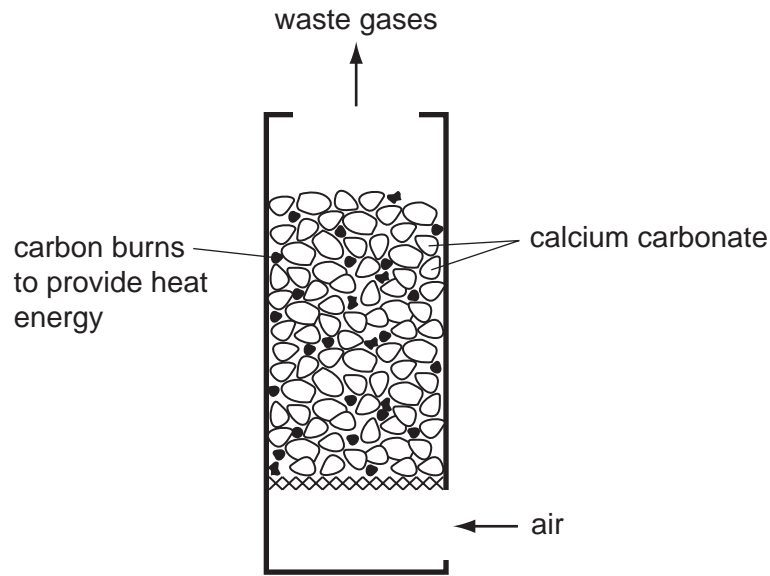


Fig. 2.1

In the lime kiln, the pieces of carbon are burnt to provide heat energy.

- (i) Explain why the burning of carbon is described as an oxidation reaction.

.....

 [2]

- (ii) Both calcium oxide and calcium carbonate are sometimes added to the soil by farmers.

Suggest and explain why this is done.

.....

 [2]

3 Marmots are herbivorous mammals. Fig. 3.1 shows a marmot.




Fig. 3.1

(a) Define the term *herbivore*.

.....
..... [2]

(b) A study has been carried out on the marmots living in Colorado, USA.

The winters in this part of Colorado are very cold. The marmots hibernate (sleep) in burrows in winter. They do not eat while they are hibernating. They wake up in spring.

Before they hibernate, marmots build up large fat stores beneath their skin.

Suggest and explain what marmots must do in order to build up large fat stores in their bodies.

.....
.....
..... [2]

(c) Fig. 3.2 shows the percentage of marmots with different body masses that survive through the winter.

For
Examiner's
Use

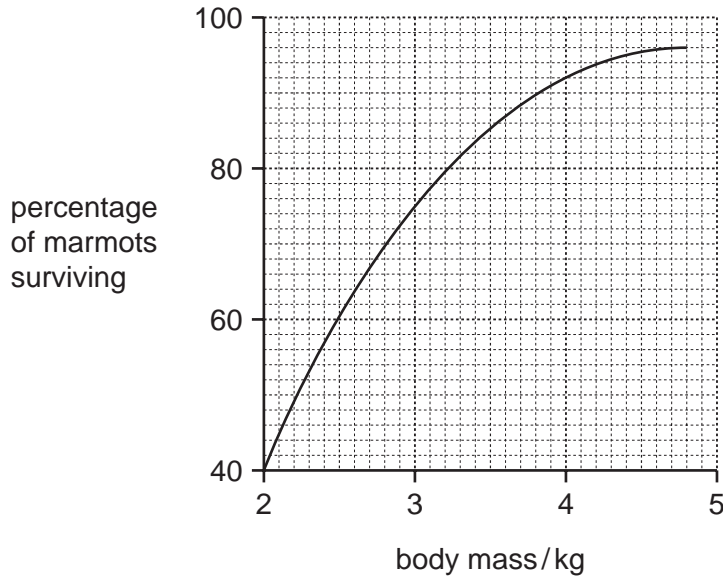


Fig. 3.2

(i) Describe the relationship between a marmot's body mass and its chance of surviving the winter.

.....

.....

..... [2]

(ii) Suggest how a layer of fat beneath the skin can help a marmot to keep warm during cold weather.

.....

..... [1]

(d) In the last twenty years, spring has been arriving earlier in the year in Colorado. This is a result of global warming.

Name **two** gases that contribute to global warming.

1

2 [2]

(e) Fig. 3.3 shows the mean body mass of the marmots on the first day of August (during summer) between 1976 and 2006.

For
Examiner's
Use

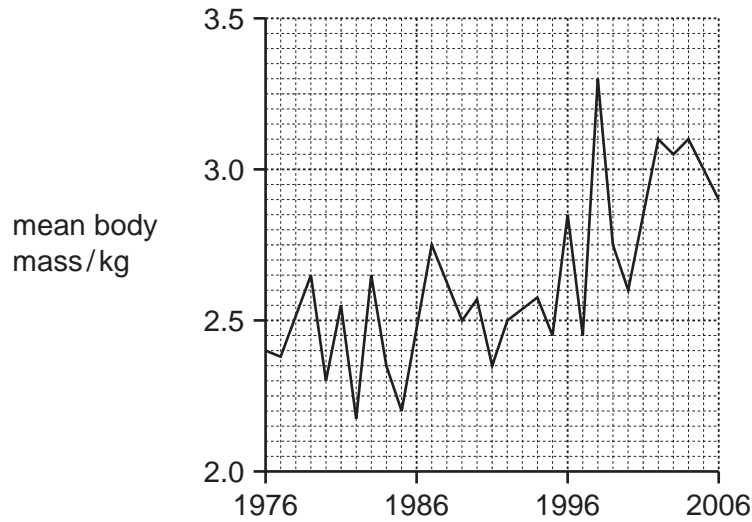


Fig. 3.3

(i) Describe the general trend shown in Fig. 3.3.

.....
 [1]

(ii) Suggest how the earlier arrival of spring could be responsible for this trend.

.....
 [1]

- 4 Fig. 4.1 shows some of the apparatus and substances a student used to investigate the rate of reaction between magnesium and dilute hydrochloric acid. In this reaction a gas is given off and bubbles up into the measuring cylinder.

For
Examiner's
Use

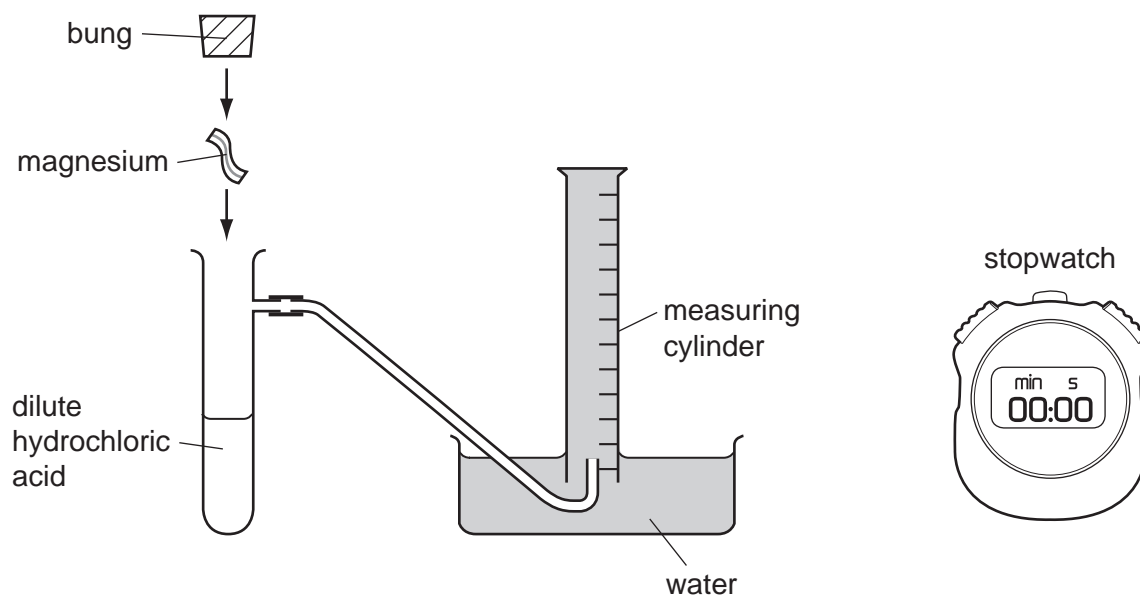


Fig. 4.1

- (a) Fig. 4.1 shows the apparatus just before the student started his experiment to measure the rate of reaction.

Describe briefly the method the student should use and the measurements he should make.

.....

.....

.....

..... [3]

(b) The student carried out a second experiment using hydrochloric acid which had a **higher** concentration. All of the other variables which could affect the rate were kept the same as in the first experiment.

(i) State **one** of the other variables that the student kept constant.

..... [1]

(ii) Predict and explain briefly how the results the student obtained in the second experiment would be different from the first experiment.

.....

.....

..... [2]

(c) The reaction between magnesium and dilute hydrochloric acid also produces the ionic compound magnesium chloride.

In crystals of this compound, **two** chloride ions combine with **one** magnesium ion.

(i) State **one** difference between a magnesium atom and a magnesium ion.

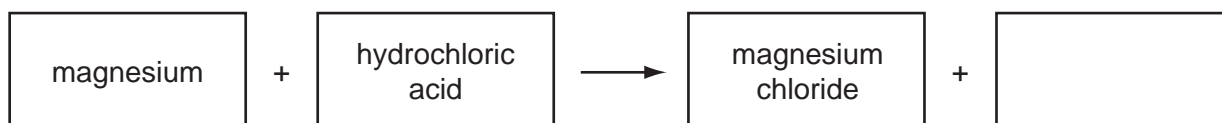
.....

..... [1]

(ii) State the chemical formula of magnesium chloride.

..... [1]

(iii) Complete the **word** chemical equation for the reaction between magnesium and hydrochloric acid.



[1]

5 (a) A bat produces a sound wave with a frequency of 212 kHz and a wavelength of 0.0016 m.

(i) This sound is outside the audible frequency range for humans.

State the approximate audible frequency range for humans.

..... Hz [1]

(ii) State the meaning of the terms *frequency* and *wavelength*, when describing a wave. You may use a diagram if it helps your explanation.

frequency

.....
.....
.....

wavelength

.....
.....
.....

[2]

(b) A girl shouts and waves to another girl in the school playground as shown in Fig. 5.1.



Fig. 5.1

The sound energy and the light energy both travel from one girl to the other by wave motion.

(i) Explain why sound waves will **not** travel through a vacuum.

.....
..... [1]

(ii) If the first girl now makes another sound with a smaller amplitude, what change would the second girl notice?

..... [1]

(iii) The girls could have communicated with each other using their mobile phones (cell phones).

Name the type of electromagnetic wave used to communicate between mobile phones.

..... [1]

For
Examiner's
Use

(c) Fig. 5.2 shows a ray of light passing through a rectangular glass block.

For
Examiner's
Use

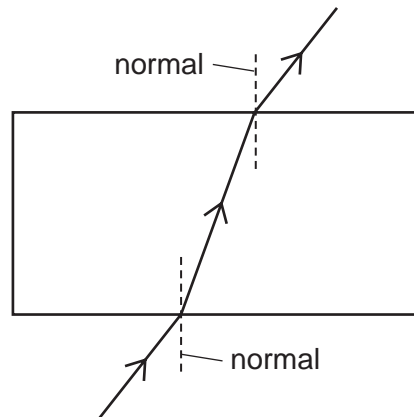


Fig. 5.2

On Fig. 5.2, label an angle of incidence, i , and an angle of refraction, r .

[2]

Please turn over for Question 6.

- 6 Fig. 6.1 shows part of a section across a root from a radish plant, photographed through a microscope.

For
Examiner's
Use

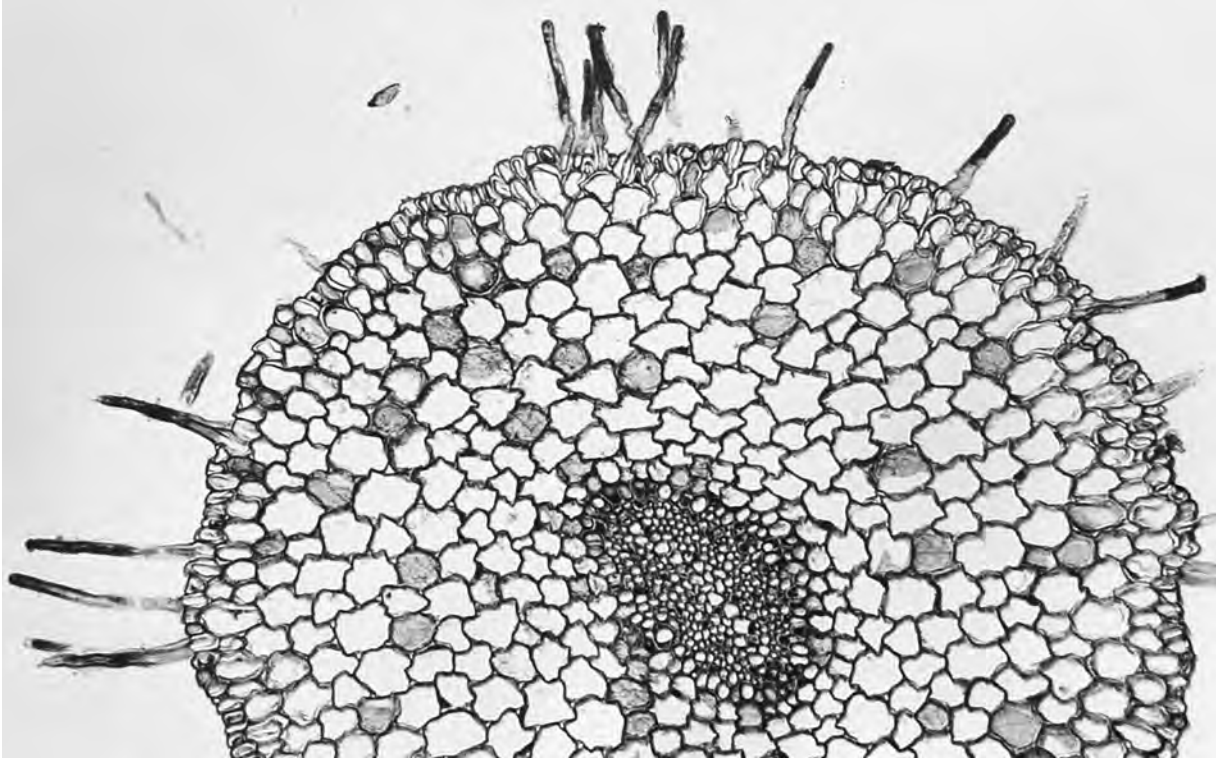


Fig. 6.1

- (a) On Fig. 6.1, use a label line to label a root hair cell. [1]

- (b) Root hair cells absorb substances from the soil.

Name **two** substances that root hair cells absorb from the soil.

1

2 [2]

- (c) A complete radish plant was placed with the lower part of the root standing in water. A soluble red dye was added to the water. After a while, the veins in the leaves of the radish plant became red.

- (i) Name the tissue in the radish plant through which the coloured water was transported from the roots to the leaves.

..... [1]

- (ii) On Fig. 6.1, write the letter **A** to show the position of this tissue in the root. [1]

- (d) (i) The cells in the radish root are plant cells.

Complete Table 6.1 to show which structures are present in plant cells and which are present in animal cells.

Use a tick (✓) to show that the structure is present. Use a cross (X) to show that the structure is not present.

You should place either a tick or a cross in every space in the table.

Table 6.1

structure	plant cells	animal cells
cell membrane		
cell wall		
nucleus		
vacuole containing sap		

[4]

- (ii) Would you expect the cells in the radish root to contain chloroplasts?

Explain your answer.

.....
 [1]

For
Examiner's
Use

- 7 (a) A student investigated how the change in potential difference across a lamp affected the current flowing through it.

She used wires to connect the components shown in Fig. 7.1 to make a suitable circuit.

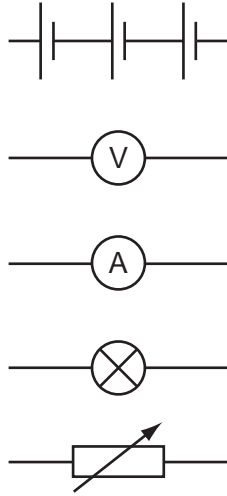


Fig. 7.1

- (i) Using the correct symbols from Fig. 7.1, draw a diagram to show the circuit she made.

[3]

- (ii) Explain why a variable resistor is used in this circuit.

.....
 [1]

(b) A plastic rod is rubbed with a cloth. The rod becomes charged.

There are two types of electric charge.

(i) State the names of these types of charge.

1

2

[1]

(ii) Charged particles are transferred between the rod and cloth.

Name the charged particles transferred. [1]

(iii) Plastic is an example of an electrical insulator.

Name **one** material which is an electrical conductor.

..... [1]

For
Examiner's
Use

- 8 The bar chart in Fig. 8.1 shows the approximate composition of unpolluted air.

For
Examiner's
Use

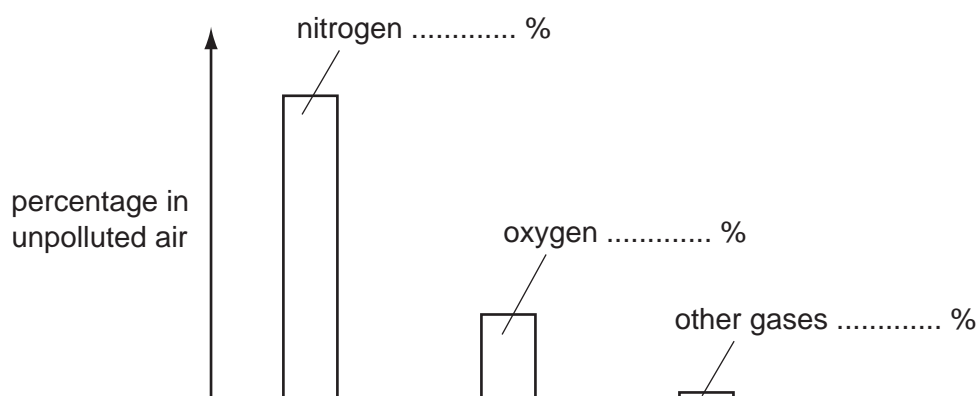


Fig. 8.1


- (a) (i) Complete the bar chart in Fig. 8.1 by labelling the percentages of nitrogen, oxygen and other gases. [2]

- (ii) Name **one** of the **other gases** in Fig. 8.1 that exists in unpolluted air.

..... [1]

- (b) Nitrogen and oxygen exist in the air in the form of the diatomic molecules, N_2 and O_2 .

When lightning passes through the air, the gaseous compounds nitric oxide, NO, and nitrogen dioxide, NO_2 , are formed.



- (i) Explain why nitrogen and oxygen are described as chemical elements, but nitric oxide and nitrogen dioxide are described as compounds.

.....

 [2]

- (ii) Suggest the type of chemical bonding in nitric oxide and nitrogen dioxide.

Explain your answer briefly.

type of bonding

explanation

..... [2]

- (iii) Nitrogen dioxide dissolves and reacts with rainwater.

A student carried out an experiment to investigate what happened to the acidity of rainwater during a thunderstorm.

His results are shown in Table 8.1.

Table 8.1

description of sample	pH
pure water obtained in a science laboratory	7
rainwater collected when no thunderstorm was occurring	5
rainwater collected during a thunderstorm	4

What conclusions can the student make from these results?

.....

 [2]

9 (a) One of the characteristics of living organisms is sensitivity. This is the ability to respond to changes in the environment.

List **four** other characteristics of all living things.

- 1
- 2
- 3
- 4

[2]

(b) Hormones help organisms to respond to changes in their environment.

(i) Name the hormone that is produced when a person is frightened.

..... [1]

(ii) State **two** effects of this hormone.

- 1
-
- 2
-

[2]

(c) How are hormones transported around the body?

..... [1]

BLANK PAGE

Copyright Acknowledgements:

Question 6 Photograph © B23WP8 cross section of a radish root; Biodisc/Visuals Unlimited/Alamy.

Permission to reproduce items where third-party owned material protected by copyright is included has been sought and cleared where possible. Every reasonable effort has been made by the publisher (UCLES) to trace copyright holders, but if any items requiring clearance have unwittingly been included, the publisher will be pleased to make amends at the earliest possible opportunity.

University of Cambridge International Examinations is part of the Cambridge Assessment Group. Cambridge Assessment is the brand name of University of Cambridge Local Examinations Syndicate (UCLES), which is itself a department of the University of Cambridge.

DATA SHEET
The Periodic Table of the Elements

		Group																				
I	II	III	IV	V	VI	VII	0					0										
		1 H Hydrogen 1											4 He Helium 2									
7 Li Lithium 3	9 Be Beryllium 4											20 Ne Neon 10										
23 Na Sodium 11	24 Mg Magnesium 12	27 Al Aluminium 13	28 Si Silicon 14	31 P Phosphorus 15	32 S Sulfur 16	35.5 Cl Chlorine 17	40 Ar Argon 18					84 Kr Krypton 36										
39 K Potassium 19	40 Ca Calcium 20	70 Ga Gallium 31	73 Ge Germanium 32	75 As Arsenic 33	79 Se Selenium 34	80 Br Bromine 35	84 Kr Krypton 36					131 Xe Xenon 54										
85 Rb Rubidium 37	88 Sr Strontium 38	115 In Indium 49	119 Sn Tin 50	122 Sb Antimony 51	128 Te Tellurium 52	127 I Iodine 53	131 Xe Xenon 54					86 Rn Radon 86										
133 Cs Caesium 55	137 Ba Barium 56	204 Tl Thallium 81	207 Pb Lead 82	209 Bi Bismuth 83	210 Po Polonium 84	210 At Astatine 85	210 Rn Radon 86					226 Ra Radium 88										
226 Fr Francium 87	227 Ac Actinium 89											227 Ac Actinium 89										
*58-71 Lanthanoid series																						
†90-103 Actinoid series																						
<table style="width: 100%; border: none;"> <tr> <td style="border: none; padding-right: 10px;">Key</td> <td style="border: none; padding-right: 10px;">a</td> <td style="border: none; padding-right: 10px;">X</td> <td style="border: none; padding-right: 10px;">b</td> <td style="border: none; padding-right: 10px;">†</td> </tr> <tr> <td style="border: none;"></td> <td style="border: none; padding-right: 10px;">a = relative atomic mass</td> <td style="border: none; padding-right: 10px;">X = atomic symbol</td> <td style="border: none; padding-right: 10px;">b = proton (atomic) number</td> <td style="border: none;"></td> </tr> </table>													Key	a	X	b	†		a = relative atomic mass	X = atomic symbol	b = proton (atomic) number	
Key	a	X	b	†																		
	a = relative atomic mass	X = atomic symbol	b = proton (atomic) number																			
140 Ce Cerium 58	141 Pr Praseodymium 59	144 Nd Neodymium 60	150 Sm Samarium 62	152 Eu Europium 63	157 Gd Gadolinium 64	162 Dy Dysprosium 66	165 Ho Holmium 67	167 Er Erbium 68	169 Tm Thulium 69	173 Yb Ytterbium 70	175 Lu Lutetium 71	232 Th Thorium 90										
140 Ce Cerium 58	141 Pr Praseodymium 59	144 Nd Neodymium 60	150 Sm Samarium 62	152 Eu Europium 63	157 Gd Gadolinium 64	162 Dy Dysprosium 66	165 Ho Holmium 67	167 Er Erbium 68	169 Tm Thulium 69	173 Yb Ytterbium 70	175 Lu Lutetium 71	238 U Uranium 92										
232 Th Thorium 90	238 U Uranium 92	238 U Uranium 92	94 Pu Plutonium 94	95 Am Americium 95	96 Cm Curium 96	98 Cf Californium 98	99 Es Einsteinium 99	100 Fm Fermium 100	101 Md Mendelevium 101	102 No Nobelium 102	103 Lr Lawrencium 103	238 U Uranium 92										

The volume of one mole of any gas is 24 dm³ at room temperature and pressure (r.t.p.).