



UNIVERSITY OF CAMBRIDGE INTERNATIONAL EXAMINATIONS
International General Certificate of Secondary Education

CANDIDATE
NAME

CENTRE
NUMBER

--	--	--	--	--

CANDIDATE
NUMBER

--	--	--	--	--

* 0 3 1 6 0 1 3 4 2 4 *

COMBINED SCIENCE

0653/32

Paper 3 (Extended)

May/June 2011

1 hour 15 minutes

Candidates answer on the Question Paper.

No Additional Materials are required.

READ THESE INSTRUCTIONS FIRST

Write your Centre number, candidate number and name on all the work you hand in.

Write in dark blue or black pen.

You may use a soft pencil for any diagrams, graphs, tables or rough working.

Do not use staples, paper clips, highlighters, glue or correction fluid.

DO NOT WRITE IN ANY BARCODES.

Answer **all** questions.

A copy of the Periodic Table is printed on page 24.

At the end of the examination, fasten all your work securely together.

The number of marks is given in brackets [] at the end of each question or part question.

For Examiner's Use	
1	
2	
3	
4	
5	
6	
7	
8	
9	
10	
Total	

This document consists of **23** printed pages and **1** blank page.



- 1 Guanacos are relatives of camels and live in the Andes mountains in South America. They feed on grasses and other plants. They are killed and eaten by pumas.

For
Examiner's
Use

Fig. 1.1 shows a guanaco.



Fig. 1.1

(a) Give the correct ecological term for each of the following.

- (i) all the guanacos that live in a particular area

..... [1]

- (ii) all the species of animals and plants that live in a particular area

..... [1]

- (iii) an organism, such as a guanaco or a puma, that feeds on other organisms

..... [1]

(b) Guanacos can live at very high altitudes, above 4000 metres. The atmosphere is less dense than at sea level, and it can become very cold.

(i) The blood of a guanaco contains four times as many red blood cells per cm³ as the blood of a human. This helps the guanaco to survive in its environment.

Suggest an explanation for this.

.....
.....
.....
..... [2]

(ii) Explain how the hair of a guanaco can help it to survive in its environment.

.....
.....
.....
..... [2]

(c) Guanacos are an endangered species. Their numbers have fallen because of damage to their natural habitat, caused by humans.

(i) Suggest **two** types of human activity that may damage the natural habitat of guanacos.

1
2 [2]

(ii) Several countries in South America have conservation programmes to try to increase the numbers of guanacos.

Suggest why it is important to conserve guanacos.

.....
.....
.....
..... [2]

- 2 (a) A man has dropped a torch (flashlight) down a drain. The torch has disappeared into the horizontal part of the drain as shown in Fig. 2.1.

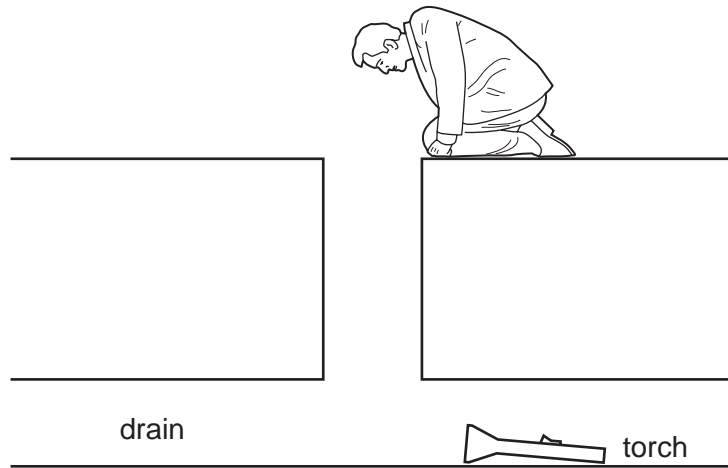


Fig. 2.1

The torch is still switched on but the man cannot see it.

The man lowers a mirror down the drain in order to find his torch.

- (i) On Fig. 2.1 draw a mirror at the correct place and angle so that the man can see light from the torch.

Use this symbol for the mirror.



[1]

- (ii) On Fig. 2.1 draw a ray of light from the torch to the man.

[1]

- (b) The diagrams below show the symbols for three parts of the electrical circuit in the torch.

- (i) On the line below each diagram state the name of the part.



.....

.....

.....

[1]

(ii) Draw a circuit diagram to show how these three parts are connected in the torch.

For
Examiner's
Use

[1]

(c) Fig. 2.2 shows a torch standing on a table. **M** shows the position of the centre of mass of the torch.

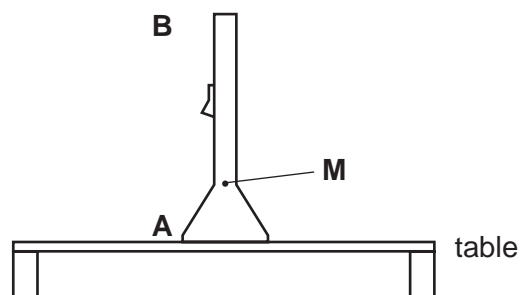


Fig. 2.2

Explain why the torch is more stable if it stands on end **A** rather than on end **B**. You may use diagrams to help your answer.

.....
 [2]

3 Lithium and its compounds have many important uses.

(a) Fig. 3.1 shows how pieces of lithium metal are stored.

For
Examiner's
Use

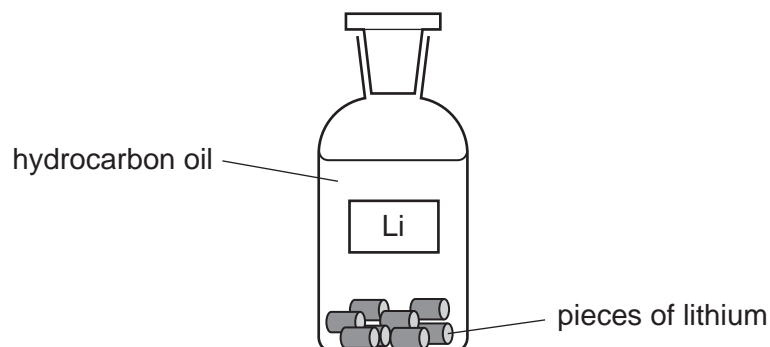


Fig. 3.1

State and explain why it is necessary to store lithium in this way.

.....

.....

..... [2]

(b) The production of lithium metal involves three main stages.

- 1 Lithium compounds found in the Earth's crust are first converted into lithium carbonate, Li_2CO_3 .
- 2 Lithium carbonate is then converted into lithium chloride, LiCl .
- 3 Lithium chloride and potassium chloride are melted together and the molten mixture is electrolysed.

Fig. 3.2 shows the apparatus and materials which could be used to produce a **neutral** solution of lithium chloride from lithium carbonate and dilute hydrochloric acid.

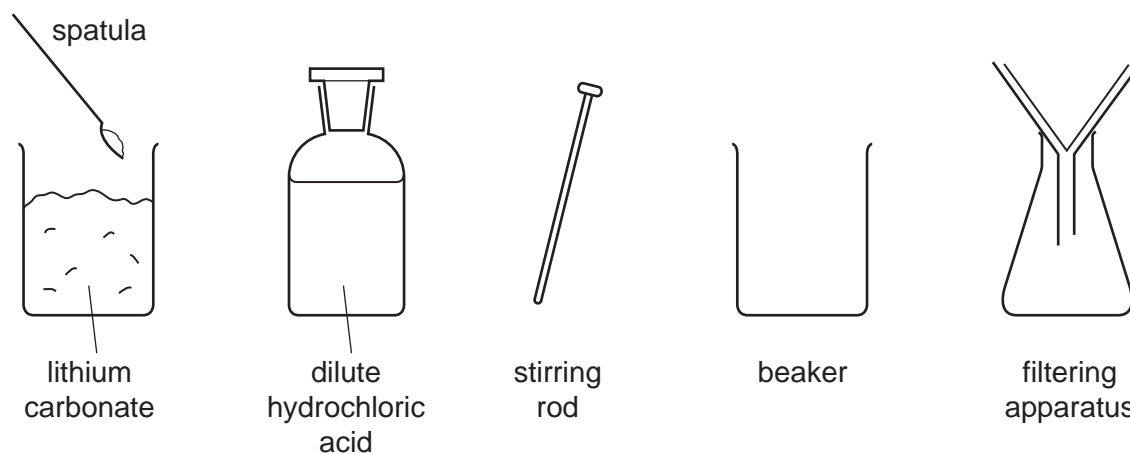


Fig. 3.2

- (i) Describe how this apparatus should be used to produce a neutral solution of lithium chloride.

.....

.....

.....

.....

.....

.....

.....

..... [3]

- (ii) Suggest the **word** equation for the reaction between lithium carbonate and dilute hydrochloric acid.

..... [1]

- (c) Fig. 3.3 shows a simplified diagram of the electrolysis of a molten electrolyte containing lithium chloride.

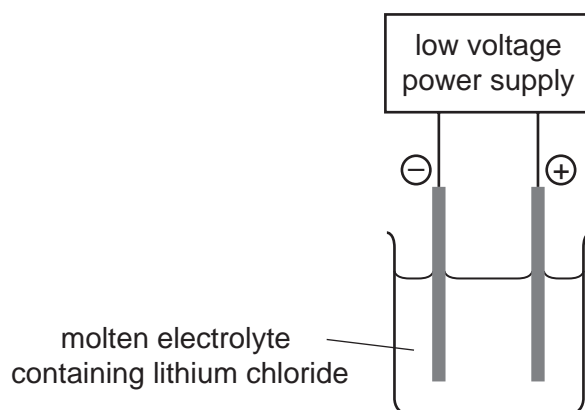


Fig. 3.3

- (i) Explain why the process of electrolysis would **not** work if the electrolyte was allowed to solidify.

.....

.....

..... [2]

- (ii) Describe how the electron configuration of each lithium ion changes when it arrives at the cathode.

You may draw a diagram to help you answer this question.

*For
Examiner's
Use*

.....
..... [1]

- 4 Fig. 4.1 shows a smoke detector that uses the isotope americium-241, which emits alpha radiation.

For
Examiner's
Use

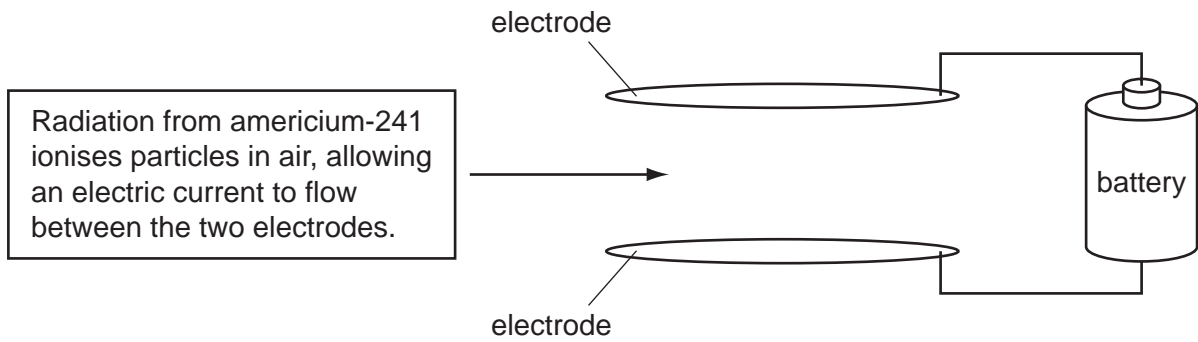


Fig. 4.1

Smoke particles stop radiation from reaching the air particles. This causes the current to stop flowing, causing the alarm to sound.

- (a) Explain why beta or gamma radiation sources would **not** be suitable for this smoke detector.

.....

.....

..... [2]

(b) Fig. 4.2 is a graph to show how the number of americium-241 atoms inside a source decreases over time.

For
Examiner's
Use

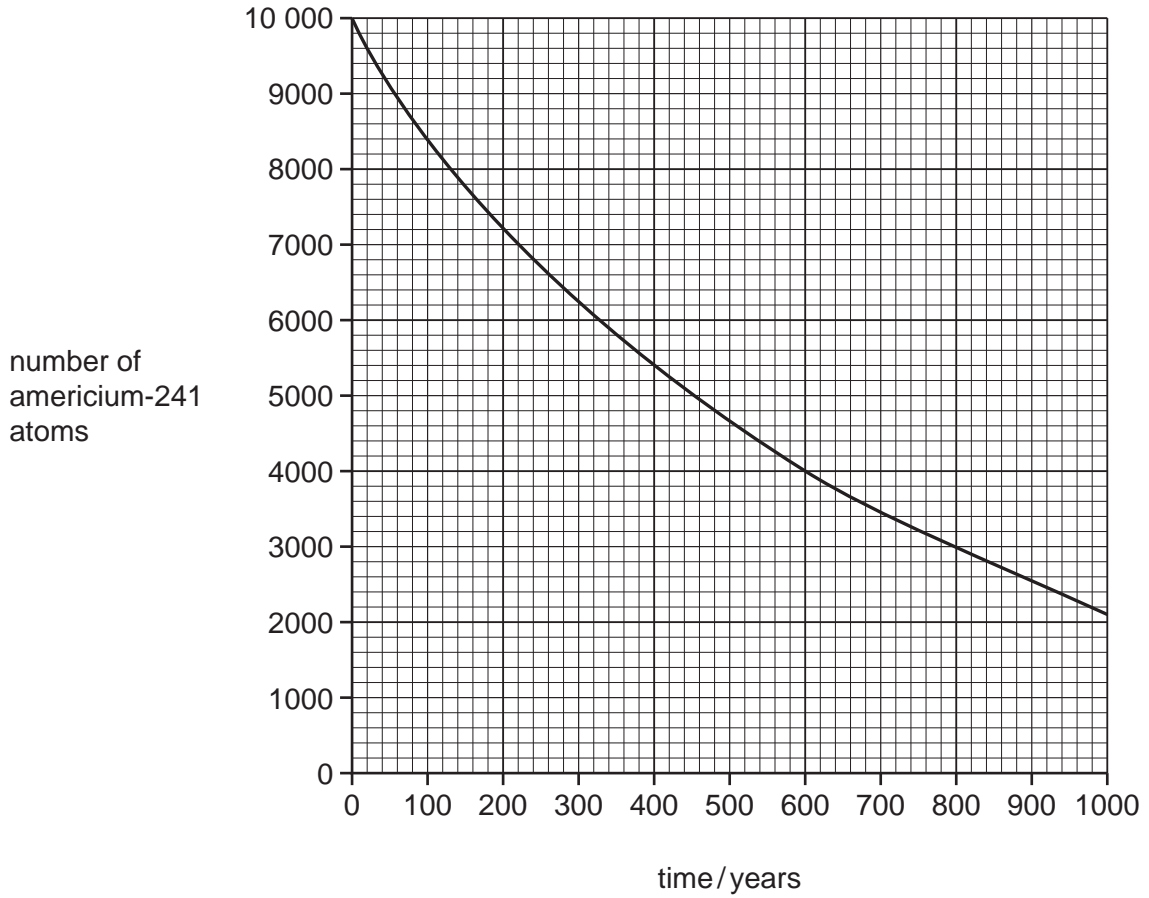


Fig. 4.2

(i) Calculate the half-life of the americium-241.

Show your working.

..... [2]

(ii) The battery inside the smoke detector has to be replaced each year.

Explain why the americium-241 source will never have to be replaced.

.....
 [1]

- 5 Fig. 5.1 shows crude oil and natural gas trapped in underground rocks. The diagram is not drawn to scale.

For
Examiner's
Use

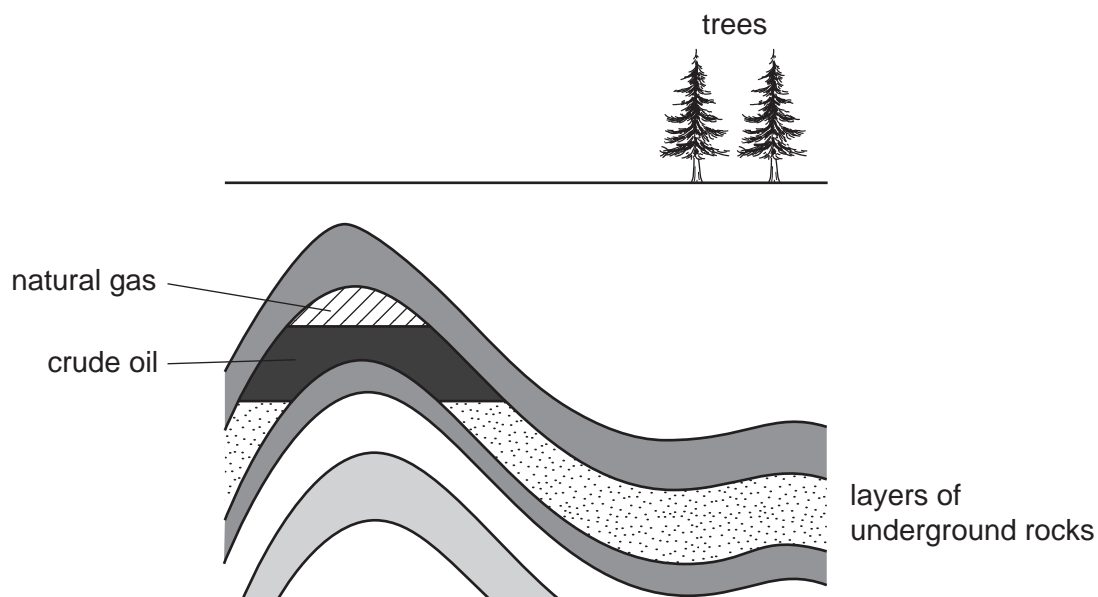


Fig. 5.1

- (a) Wood obtained from trees and compounds obtained from crude oil and natural gas can be used as fuels.

State **two** reasons why crude oil and natural gas are examples of *fossil fuels* but wood is not.

1

.....

2

..... [2]

- (b) Hexane, C_6H_{14} , is a hydrocarbon which is found in gasoline (car fuel).

Show that the relative formula mass of hexane is 86.

[1]

- (c) Fig. 5.2 shows the balanced equation for the complete combustion of methane. The reactants and products are shown using displayed (graphical) chemical formulae.

For
Examiner's
Use

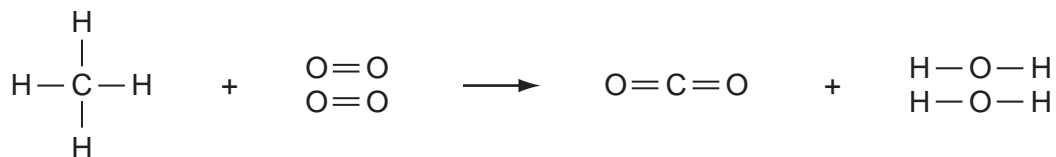


Fig. 5.2

During the reaction, chemical bonds are both broken and formed.

- (i) On the equation in Fig. 5.2 draw a cross (X) on **one** of the **single** covalent bonds which is broken. [1]
- (ii) When bonds are broken, energy is absorbed. When bonds are formed, energy is released to the surroundings.

Explain, in terms of the breaking and formation of chemical bonds, why some chemical reactions are exothermic.

.....

.....

..... [2]

- (d) In a car engine, the combustion of hydrocarbons produces a mixture of waste (exhaust) gases which are released into the atmosphere.

For
Examiner's
Use




Table 5.1 shows information about some of the gases in a car's exhaust.

Table 5.1

substance in exhaust gases	% by volume
nitrogen	67
carbon dioxide	12
water vapour	11
carbon monoxide	0.2

- (i) Explain why the mixture of exhaust gases contains carbon monoxide.

.....
 [1]

- (ii) Suggest why the exhaust gas mixture contains a significant amount of nitrogen.

.....

 [2]

6 The human body contains organs made up of many different types of cells and tissues.

(a) Write each of these structures in the correct column in the table.

eye	heart	sperm	stomach
cell	tissue	organ	

[2]

(b) The internal environment of the human body is kept at a constant temperature of about 37°C.

Explain why cells work best at this temperature.

.....

.....

..... [2]

(c) Bone tissue is made up of cells surrounded by the mineral calcium phosphate.

A study was carried out in Brazil into the mineral content of the leg bones of school children between the ages of 10 and 19 years. The mineral content was measured as the mass of mineral per cm³ of bone. Some of the results are shown in Fig. 6.1.

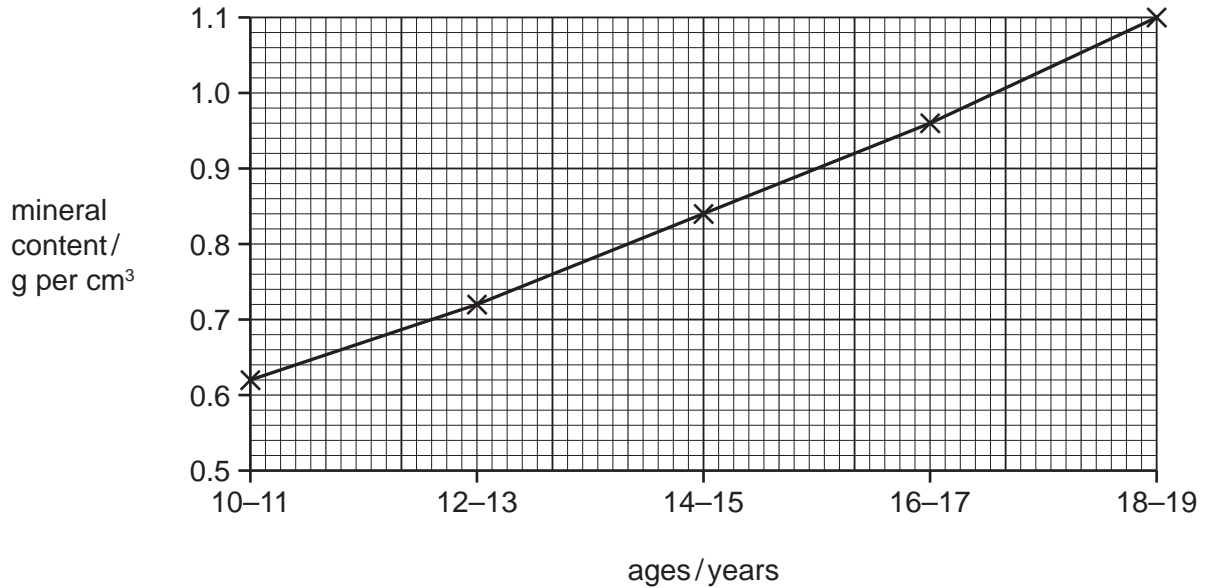


Fig. 6.1

(i) Describe how the mineral content of bone changes between the ages of 10 and 19 years.

.....
.....
..... [2]

(ii) Use the information in Fig. 6.1 to explain why a teenager should have a diet containing plenty of dairy products such as milk and cheese.

.....
.....
..... [2]

(iii) Bone also contains a protein called collagen. Vitamin C is required to make collagen.

Name **one** food that contains large amounts of vitamin C.

..... [1]

7 A man wearing a parachute jumps from an aeroplane.

There is an upward force and a downward force acting on the man as he begins to fall before using his parachute.

The man then opens his parachute.

(a) (i) Name the force which remains the same when his parachute opens.

..... [1]

(ii) Explain in terms of forces why the man's speed of fall decreases when the parachute opens.

.....

 [3]

(b) Fig. 7.1 shows the speed-time graph of his fall.

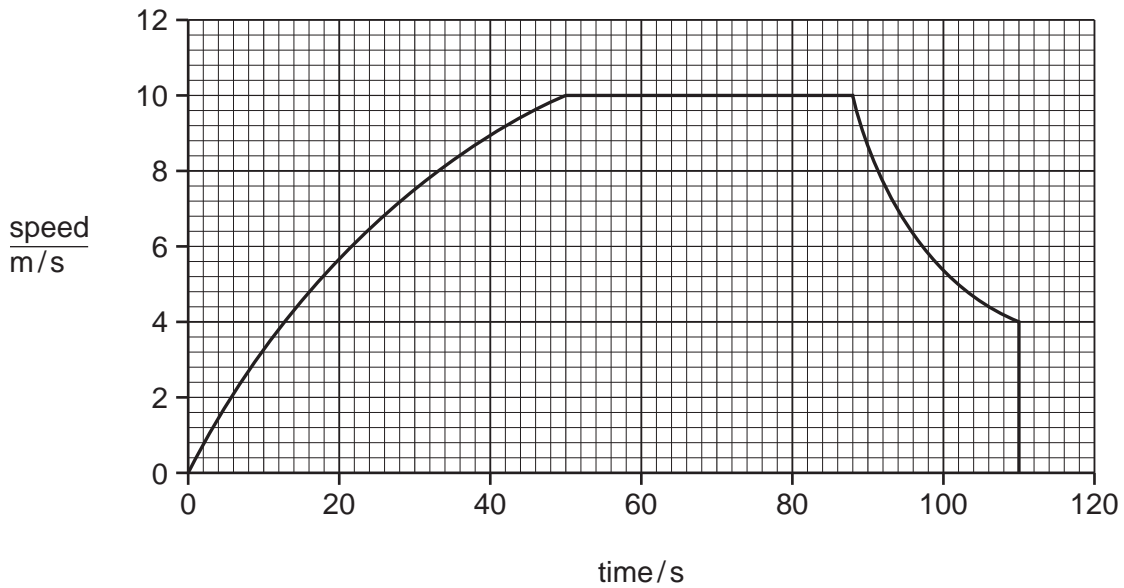


Fig. 7.1

(i) Mark on the graph with the letter **Z** the point at which the parachute opened. [1]

(ii) Mark on the graph with the letter **S** a point where the man is travelling at constant speed. [1]

- (iii) Use Fig. 7.1 to calculate the distance travelled by the man between 60 and 80 seconds.

Show your working.

*For
Examiner's
Use*

..... [2]

- 8 A student investigated the reactivity of four metals, calcium, copper, magnesium and an unknown metal **A**, by comparing the rate at which these metals reacted in water.

Fig. 8.1 shows what the student observed during the experiment.

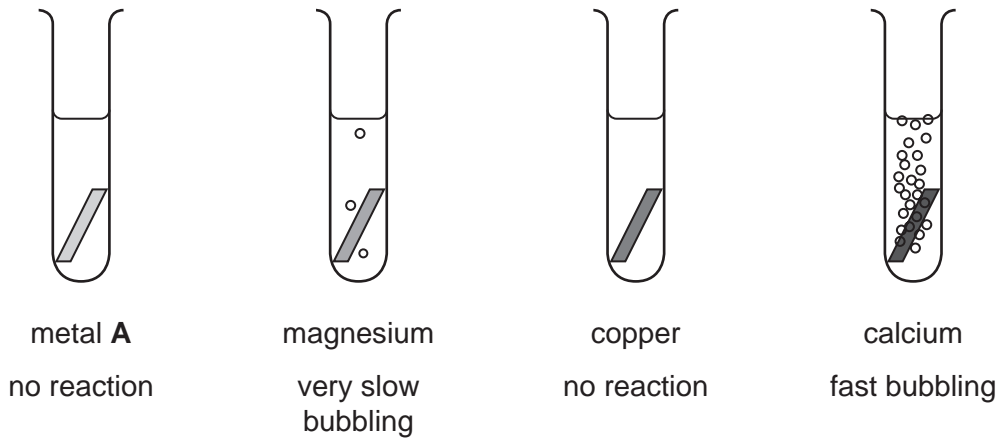


Fig. 8.1

- (a) (i) State and explain **one** variable which the student must keep the same if her assessment of the relative reactivity of the four metals is to be reliable.

variable

explanation

.....

..... [3]

- (ii) The student found that the pH of the mixture produced when calcium reacted was 12.

State the name or formula of the **ion** whose concentration has increased and which is responsible for the change in pH.

Explain your answer briefly.

ion

explanation

..... [2]

- (iii) The student then carried out a second experiment to compare the reactivity of unknown metal **A** with that of copper.

For her experiment she used a piece of metal **A** and a solution of the salt, copper nitrate, contained in a beaker.

Outline how the student could use these materials to find out which metal, **A** or copper, is the more reactive.

.....

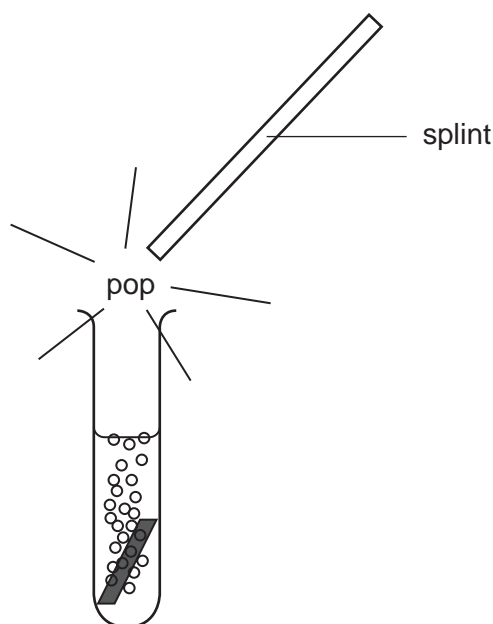
.....

.....

..... [2]

- (b) If a lighted wooden splint is held in the mouth of the test-tube in which calcium is reacting with water, the hydrogen given off burns with a small explosive pop.

The explosive pop is caused by the rapid oxidation of hydrogen gas, H_2 .



Suggest the balanced symbolic equation for the oxidation of hydrogen.

..... [2]

9 (a) Name the part of a flower that carries out each of the following functions.

(i) attracts insects to the flower [1]

(ii) makes pollen [1]

(b) Complete the table to describe the differences between the stigmas of insect-pollinated and wind-pollinated flowers.

feature	insect-pollinated flower	wind-pollinated flower
shape of stigma		
position of stigma		

[2]

(c) The cells in the petals of most flowers do not contain chlorophyll and cannot photosynthesise.

(i) Describe how the cells in flowers obtain sugars and other nutrients.

.....

.....

.....

..... [2]

(ii) Suggest **one** reason why the cells in flowers need sugars.

..... [1]

10 (a) Fig. 10.1 shows a room heated by a convector heater, placed in the middle of the floor.

For
Examiner's
Use

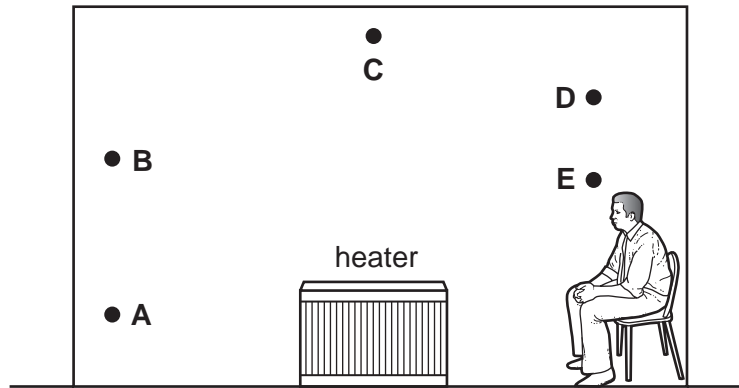


Fig. 10.1

(i) On Fig. 10.1 draw the convection currents of air produced by the heater. Use arrows to show their direction. [1]

(ii) State which labelled part of the room will be the coldest,
 hottest.

Explain your answers.

.....

 [3]

(b) Fig. 10.2 shows the structure of the walls of a house in a cold climate. Heat can escape through the walls of the house.

For
Examiner's
Use

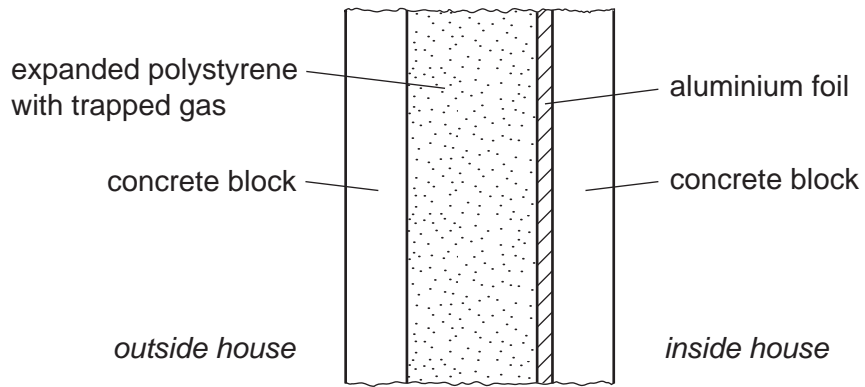


Fig. 10.2

Explain how the structure of the wall in Fig. 10.2 reduces heat loss.

.....

.....

.....

.....

.....

.....

..... [3]

