



UNIVERSITY OF CAMBRIDGE INTERNATIONAL EXAMINATIONS  
International General Certificate of Secondary Education

---

**PHYSICS**

**0625/51**

Paper 5 Practical Test

**May/June 2010**

**CONFIDENTIAL INSTRUCTIONS**

**Great care should be taken to ensure that any confidential information given does not reach the candidates either directly or indirectly.**



---

If you have any problems or queries regarding these Instructions, please contact CIE  
by e-mail: [International@cie.org.uk](mailto:International@cie.org.uk),  
by phone: +44 1223 553554,  
by fax: +44 1223 553558,  
stating the Centre number, the nature of the query and the syllabus number quoted above.

---

This document consists of **9** printed pages and **3** blank pages.



### Instructions for preparing apparatus

The Supervisor is **not** allowed to consult the Question Paper before the examination. This teacher should, as part of the preparation of the examination requirements, test the apparatus in order to ensure that it is satisfactory.

The Supervisor is asked to give (and attach to the Report form printed on pages 11 and 12) a *brief* description of the apparatus supplied, mentioning any points that are likely to be of importance to the Examiner in marking the answers. The Supervisor should also report any assistance given to candidates. All reports should be signed by the Supervisor and by the person responsible for preparing the apparatus.

In addition to the usual equipment of a physics laboratory, each candidate will require the apparatus specified in these Instructions. If a candidate breaks any of the apparatus, or loses any of the material supplied, the matter should be rectified and a note made in the Report.

### Number of sets of apparatus

As a *minimum*, the number of sets of apparatus provided should be  $N/4$ , where  $N$  is the number of candidates (per session). A few spare sets should, preferably, be available to avoid any candidate being delayed when moving to another question.

Centres may find it more convenient and easier to administer if  $N/3$  sets (plus one or two 'spares') of apparatus are provided.

The order in which a given candidate attempts the four questions is immaterial.

### Assistance to Candidates

The purpose of the Practical Physics test is to find out whether the candidates can carry out simple practical work themselves. The Examiners are aware that candidates may sometimes be unable to show their practical ability through failure to understand some point in the theory of the experiment. If an Examiner were present in the laboratory, he/she would be willing to give a hint to enable such a candidate to get on with an experiment. In order to overcome this difficulty, the Supervisor is asked to co-operate with the Examiners to the extent of being ready to give (or allow the Physics teacher to give) a hint to a candidate who is unable to proceed.

The following regulations must be strictly adhered to.

- (i) No hint may be announced to the candidates as a whole.
- (ii) A candidate who is unable to proceed and requires assistance must come up to the Supervisor and state the difficulty. Candidates should be told that the Examiners will be informed of any assistance given in this way.
- (iii) A report must be made of any assistance given to the candidate, with the name and index number of the candidate.

It is suggested that the following announcement be made to the candidates.

'The Examiners do not want you to waste time through inability to get on with an experiment. Any candidate, therefore, who is unable to get on with the experiment after spending five minutes at it may come to me and ask for help. I shall report to the Examiners any help given in this way, and some marks may be lost for the help given. You may ask me for additional apparatus which you think would improve the accuracy of your experiments, and you should say, on your script, how you use any such apparatus supplied.'

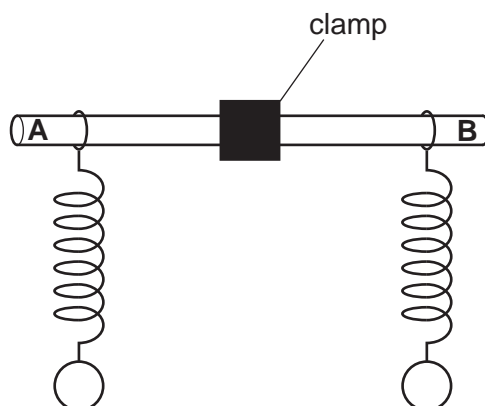


**Question 1****Items to be supplied by the Centre (per set of apparatus unless otherwise specified)**

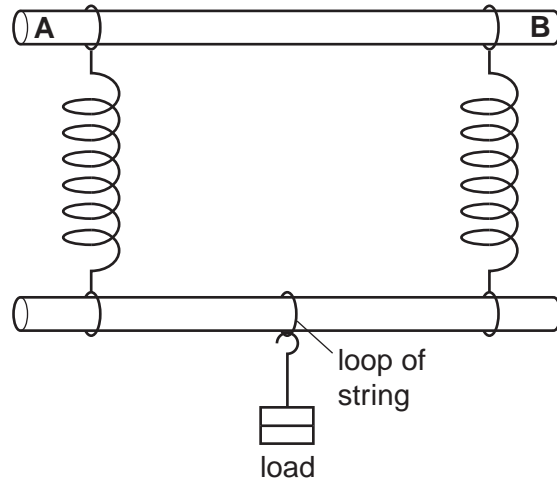
- (i) Two expendable springs, 55 mm × 15 mm diameter, capable of supporting at least 500 g without overstretching (e.g. Philip Harris expendable steel spring C4G87194).
- (ii) 200 g mass and 400 g mass (three 100 g slotted masses and a 100 g mass hanger would be suitable).
- (iii) Stand, clamp and boss.
- (iv) Two wooden rods (See notes 1 and 2).
- (v) Metre rule graduated in mm.
- (vi) Loop of string to support load as shown in Fig. 1.2.

**Notes**

1. The apparatus is to be set up as shown in Fig. 1.1. The wooden rod must be of a suitable diameter to support the springs. One end of the rod must be labelled 'A' and the other end labelled 'B'.

**Fig. 1.1**

2. The second wooden rod should be similar to the first and capable of supporting the load between the springs as shown in Fig. 1.2.



**Fig. 1.2**

3. Some spare springs should be available.

### Action at changeover

Set up the apparatus as shown in Fig. 1.1. Check that the springs have not been overstretched.

**Question 2****Items to be supplied by the Centre (per set of apparatus unless otherwise specified)**

- (i) Thermometer,  $-10^{\circ}\text{C}$  to  $110^{\circ}\text{C}$  capable of being read to the nearest  $1^{\circ}\text{C}$ .
- (ii) Clamp, boss and stand.
- (iii) Wall-mounted clock with a seconds sweep hand, stopclock or stopwatch. (Candidates will be required to take readings at 30s intervals. They may use their own wristwatch facility if they wish. The question will refer to a stopclock).
- (iv)  $250\text{ cm}^3$  beaker containing approximately  $200\text{ cm}^3$  of hot water.
- (v) Cloths or tissues should be available in case of spillages.

**Notes**

1. The hot water is to be supplied for each candidate by the Supervisor. The water temperature should be between  $80^{\circ}\text{C}$  and  $100^{\circ}\text{C}$ .
2. Candidates should be warned of the dangers of burns or scalds from very hot water.
3. The thermometer is to be held vertically using a clamp, boss and stand.
4. The candidates must be able easily and safely to move the thermometer in and out of the water.

**Action at changeover**

Replenish the supply of hot water.

### Question 3

#### Items to be supplied by the Centre (per set of apparatus unless otherwise specified)

- (i) Power source of approximately 1.5–2.0V. Where candidates are supplied with a power source with a variable output voltage, the voltage setting should be set by the Supervisor and fixed (e.g. taped).
- (ii) Voltmeter capable of measuring the supply p.d. with a minimum precision of 0.1 V.
- (iii) Switch. The switch may be an integral part of the power supply.
- (iv) Approximately 105 cm of straight, bare constantan wire, diameter 0.45 mm (26 swg) or 0.38 mm (28 swg) or 0.32 mm (30 swg), taped to a metre rule at three places (between the 5 cm and 10 cm marks, the 45 cm and 50 cm marks and the 85 cm and 90 cm marks). The zero end of the rule is to be labelled **A**, the other end is to be labelled **B**.
- (v) Two suitable terminals (e.g. crocodile clips) attached to the constantan wire at end **A** of the metre rule so that connections can be made to the circuit shown in Fig. 3.1.
- (vi) Sliding contact, labelled **C**. This may be a jockey or a small screwdriver connected to a lead by means of a crocodile clip.
- (vii) 2.5V, 0.2A lamp in a suitable holder.
- (viii) Sufficient connecting leads to set up the circuit shown in Fig. 3.1.

#### Note

1. The circuit shown in Fig. 3.1 must be set up for the candidates.

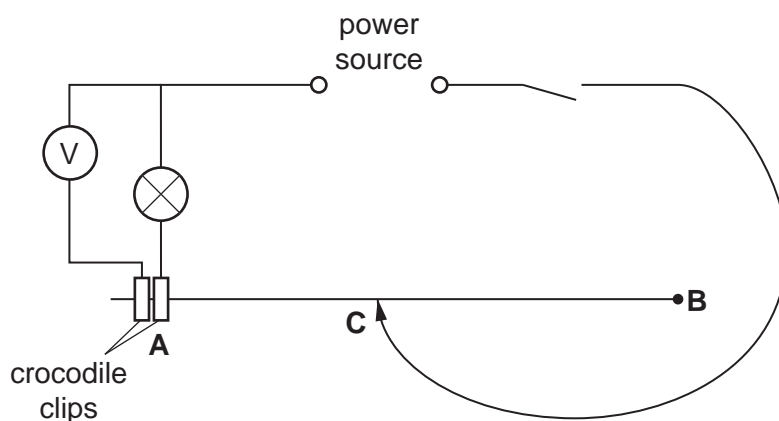


Fig. 3.1

2. As an alternative to (iv) and (v) a standard 100 cm potentiometer is acceptable.

#### Action at changeover

Check that the circuit is connected correctly. If cells are used, check that they are adequately charged.

**Question 4****Items to be supplied by the Centre (per set of apparatus, unless otherwise specified)**

- (i) Sheet of plain A4 size paper with a hole in one corner (one per candidate).
- (ii) Plane mirror with a holder that allows the mirror to stand vertically.
- (iii) Four optics pins.
- (iv) Pin board (e.g. a cork mat), A4 size or larger.
- (v) Protractor.
- (vi) 50 cm or 30 cm rule, graduated in mm.
- (vii) String or treasury tag to tie the plain A4 sheet of paper into the Question Paper (per candidate).

**Notes**

1. The mirror should be capable of standing vertically with one edge on the sheet of plain A4 paper.
2. Spare sheets of plain A4 paper should be available.
3. Spare pins should be available.

**Action at changeover**

Supply a sheet of plain A4 paper.





---

Permission to reproduce items where third-party owned material protected by copyright is included has been sought and cleared where possible. Every reasonable effort has been made by the publisher (UCLES) to trace copyright holders, but if any items requiring clearance have unwittingly been included, the publisher will be pleased to make amends at the earliest possible opportunity.

University of Cambridge International Examinations is part of the Cambridge Assessment Group. Cambridge Assessment is the brand name of University of Cambridge Local Examinations Syndicate (UCLES), which is itself a department of the University of Cambridge.

**This form must be completed and returned with the scripts.**

**REPORT ON PRACTICAL PHYSICS**

(IGCSE MAY/JUNE 2010)

*General*

The Supervisor is invited to give details of any difficulties experienced by particular candidates giving their names and candidate numbers. These should include reference to:

- (a) difficulties due to faulty apparatus;
- (b) accidents to apparatus or materials;
- (c) any other information that is likely to assist the Examiner, especially if this cannot be discovered in the scripts;
- (d) any help given to a candidate.

*Information required*

A plan of workbenches, giving details by candidate number of the places occupied by the candidates for each experiment for each session, must be enclosed with the scripts.

The space below can be used for this, or it may be on separate paper.



*Information required (cont.)*

A list by name and candidate number of candidates requiring help, with details of the help provided.

CENTRE NO. ....

NAME OF CENTRE .....

*Declaration (to be signed by the Supervisor and the person responsible for preparing the apparatus)*

The preparation of the practical examination has been carried out so as to maintain fully the security of the examination.

SIGNED .....  
Supervisor

SIGNED .....  
Person responsible for preparing the apparatus

