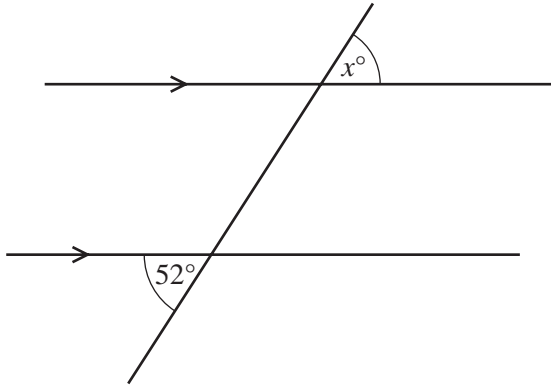


- 1 One square number between 50 and 100 is also a cube number.

Write down this number.

Answer [1]

2



NOT TO
SCALE

A straight line intersects two parallel lines as shown in the diagram.

Find the value of x .

Answer $x =$ [1]

- 3 A letter is chosen at random from the following word.

STATISTICS

Write down the probability that the letter is

(a) **A** or **I**,

Answer(a) [1]

(b) **E**.

Answer(b) [1]

- 4 Ingrid throws a javelin a distance of 58.3 metres, correct to 1 decimal place.

Complete the statement about the distance, d metres, the javelin is thrown.

Answer $\leq d <$ [2]

5 Show that $1\frac{5}{9} \div 1\frac{7}{9} = \frac{7}{8}$.

Write down all the steps in your working.

Answer

[2]

6 $\frac{3}{5} < p < \frac{2}{3}$

Which of the following could be a value of p ?

$\frac{16}{27}$ 0.67 60% $(0.8)^2$ $\sqrt{\frac{4}{9}}$

Answer [2]

7 Calculate 324×17 .

Give your answer in standard form, correct to 3 significant figures.

Answer [2]

*For
Examiner's
Use*

- 8 A meal on a boat costs 6 euros (€) or 11.5 Brunei dollars (\$).

In which currency does the meal cost less, on a day when the exchange rate is €1 = \$1.9037?
Write down all the steps in your working.

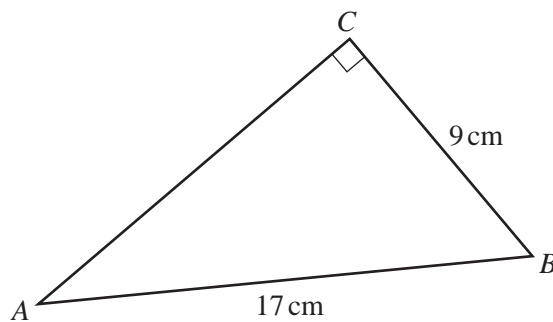
For
Examiner's
Use

Answer [2]

- 9 Simplify $32x^8 \div 8x^{32}$.

Answer [2]

10



NOT TO
SCALE

In the triangle ABC , $AB = 17$ cm, $BC = 9$ cm and angle $ACB = 90^\circ$.

Calculate AC .

Answer $AC =$ cm [3]

- 11 The table shows the opening and closing times of a café.

| | Mon | Tue | Wed | Thu | Fri | Sat | Sun |
|--------------|------|------|------|------|------|------|------|
| Opening time | 0600 | 0600 | 0600 | 0600 | 0600 | (a) | 0800 |
| Closing time | 2200 | 2200 | 2200 | 2200 | 2200 | 2200 | 1300 |

- (a) The café is open for a total of 100 hours each week.
Work out the opening time on Saturday.


Answer(a) [2]

- (b) The owner decides to close the café at a later time on Sunday. This increases the **total** number of hours the café is open by 4%.
Work out the new closing time on Sunday.

Answer(b) [1]

12 $\vec{AB} = \begin{pmatrix} 3 \\ -1 \end{pmatrix}$ and $\vec{BC} = \begin{pmatrix} -5 \\ 4 \end{pmatrix}$

- (a) Find \vec{AC} . You may use the grid below to help if you wish.



Answer(a) $\vec{AC} = \begin{pmatrix} \\ \end{pmatrix}$ [2]

- (b) Work out \vec{CA} .

Answer(b) $\vec{CA} = \begin{pmatrix} \\ \end{pmatrix}$ [1]

- 13 (a) Rewrite this calculation with all the numbers rounded to 1 significant figure.

$$\frac{77.8}{21.9 - 3.8 \times 4.3}$$

Answer(a) [1]

- (b) Use your answer to **part (a)** to work out an estimate for the calculation.

Answer(b) [1]

- (c) Use your calculator to find the **actual** answer to the calculation in **part (a)**.
Give your answer correct to 1 decimal place.

Answer(c) [2]

- 14 (a) Complete the list to show all the factors of 18.

1, 2, , , , 18 [2]

- (b) Write down the prime factors of 18.

Answer(b) [1]

- (c) Write down all the multiples of 18 between 50 and 100.

Answer(c) [1]

- 15 (a) Expand the brackets and simplify.

$$3(2x - 5y) - 4(x - y)$$

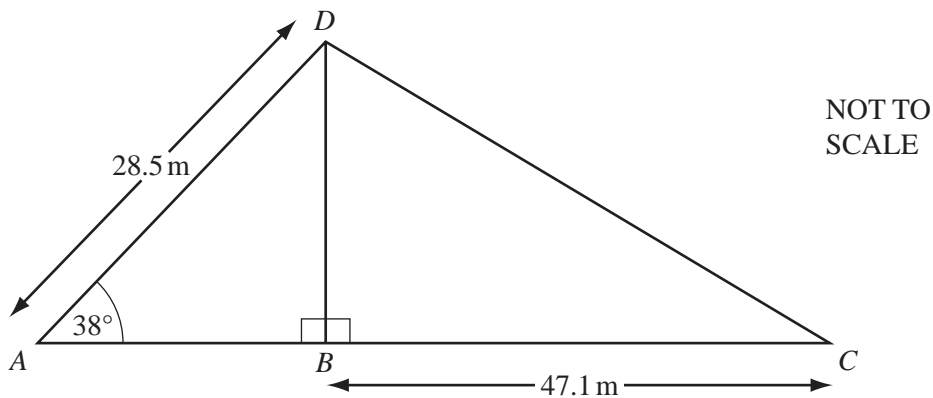
Answer(a) [2]

- (b) Factorise completely.

$$6x^2 - 9xy$$

Answer(b) [2]

16



A flagpole, BD , is attached to level horizontal ground by ropes, AD and CD .

$AD = 28.5$ m, $BC = 47.1$ m and angle $DAB = 38^\circ$.

Calculate

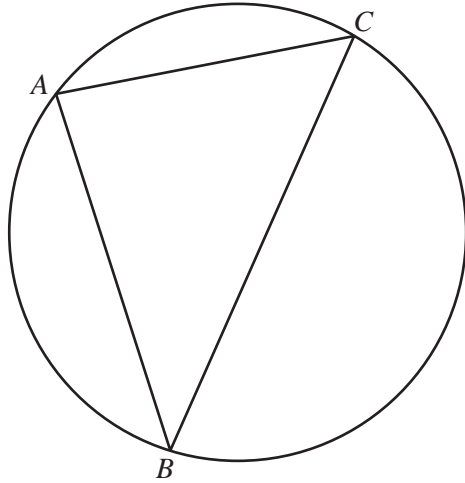
- (a) BD , the height of the flagpole,

Answer(a) $BD =$ m [2]

- (b) angle BCD .

Answer(b) Angle $BCD =$ [2]

17 (a)



NOT TO SCALE

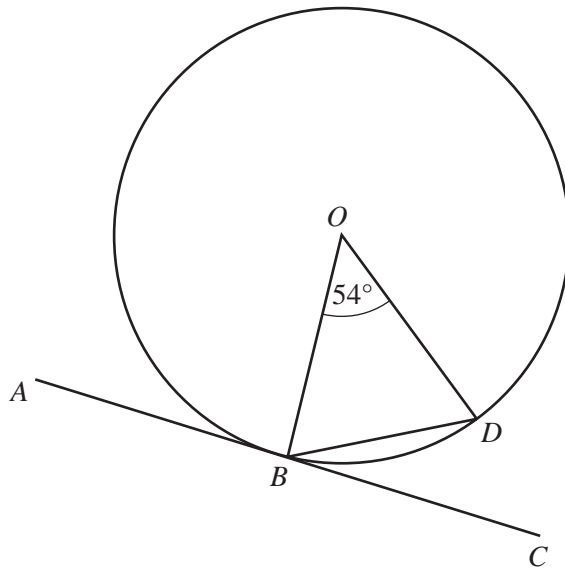
For
Examiner's
Use

Points A , B and C lie on the circumference of the circle shown above.

When angle BAC is 90° write down a statement about the line BC .

Answer(a) [1]

(b)

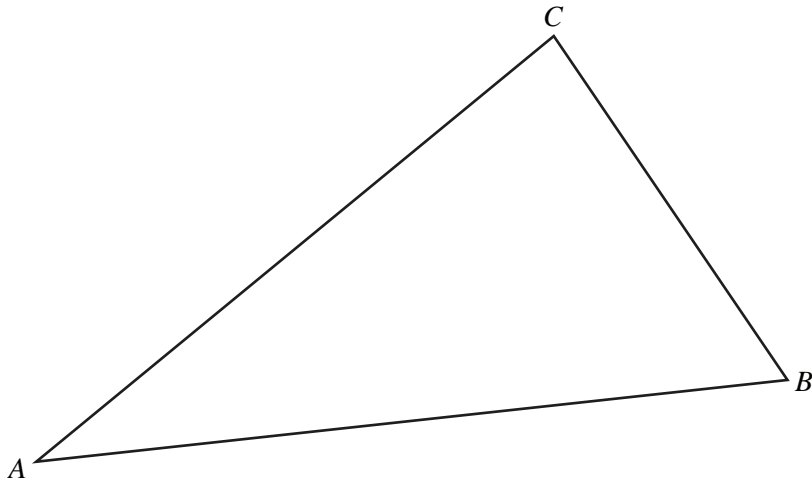


NOT TO SCALE

O is the centre of a circle and the line ABC is a tangent to the circle at B .
 D is a point on the circumference and angle $BOD = 54^\circ$.

Calculate angle DBC .

Answer(b) Angle $DBC =$ [3]



- (a) On the diagram above, **using a straight edge and compasses only**, construct
- (i) the bisector of angle ABC , [2]
 - (ii) the locus of points which are equidistant from A and from B . [2]
- (b) Shade the region inside the triangle which is nearer to A than to B **and** nearer to AB than to BC . [1]
-

- 19 (a) The travel graph on the opposite page shows Joel's journey to his school.
He walks to the bus stop and waits for the bus, which takes him to the school.

(i) How long did Joel wait for the bus?

Answer(a)(i) min [1]

(ii) Find the distance from the bus stop to the school.

Answer(a)(ii) km [1]

- (b) Joel's sister, Samantha, leaves home 14 minutes later than Joel to cycle to the same school.
She cycles at a constant speed and arrives at the school at 08 16.

(i) On the grid, show her journey. [1]

(ii) At what time did the bus pass Samantha?

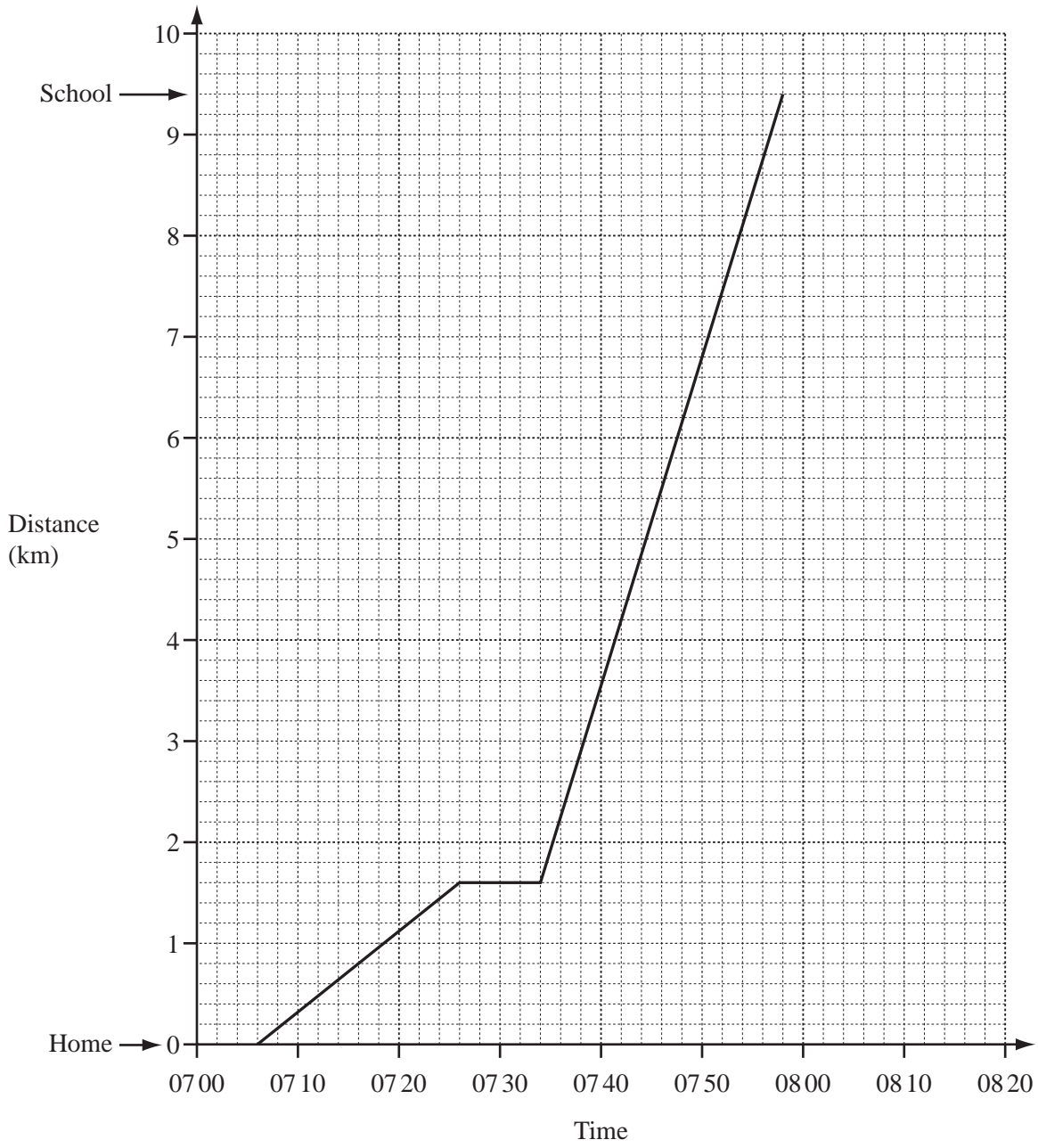
Answer(b)(ii) [1]

(iii) How far from the school was she when the bus passed her?

Answer(b)(iii) km [1]

(iv) How many minutes after Joel did Samantha arrive at the school?

Answer(b)(iv) min [1]



BLANK PAGE

Permission to reproduce items where third-party owned material protected by copyright is included has been sought and cleared where possible. Every reasonable effort has been made by the publisher (UCLES) to trace copyright holders, but if any items requiring clearance have unwittingly been included, the publisher will be pleased to make amends at the earliest possible opportunity.

University of Cambridge International Examinations is part of the Cambridge Assessment Group. Cambridge Assessment is the brand name of University of Cambridge Local Examinations Syndicate (UCLES), which is itself a department of the University of Cambridge.