

MARK SCHEME for the October/November 2012 series

0607 CAMBRIDGE INTERNATIONAL MATHEMATICS

0607/06

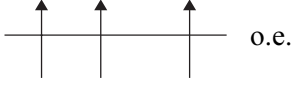
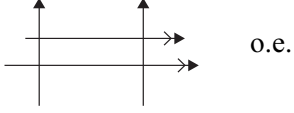
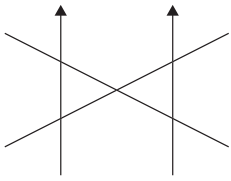
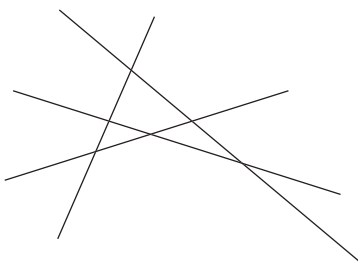
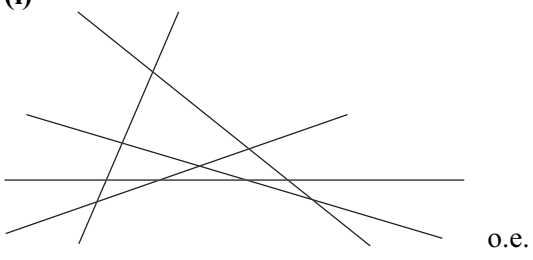
Paper 6 (Extended), maximum raw mark 40

This mark scheme is published as an aid to teachers and candidates, to indicate the requirements of the examination. It shows the basis on which Examiners were instructed to award marks. It does not indicate the details of the discussions that took place at an Examiners' meeting before marking began, which would have considered the acceptability of alternative answers.

Mark schemes should be read in conjunction with the question paper and the Principal Examiner Report for Teachers.

Cambridge will not enter into discussions about these mark schemes.

Cambridge is publishing the mark schemes for the October/November 2012 series for most IGCSE, GCE Advanced Level and Advanced Subsidiary Level components and some Ordinary Level components.

A INVESTIGATION STRAIGHT LINES				
1		parallel	1	
2	(a)	 o.e.	1	4 lines and 3 points C
	(b)	 o.e.	1	4 lines and 4 points C
	(c)	 o.e.	1	4 lines and 5 points C
	(d)		1	4 lines and 6 points
3	(a)	cross all lines o.e.	1	'other lines' 'through all lines' 'cuts at 4 (distinct) points' 'not parallel to any if the others'
	(b) (i)	 o.e.	1	5 lines and 10 points
	(ii)	10	1FT	FT for 5 lines only

Page 3	Mark Scheme	Syllabus	Paper
	IGCSE – October/November 2012	0607	06

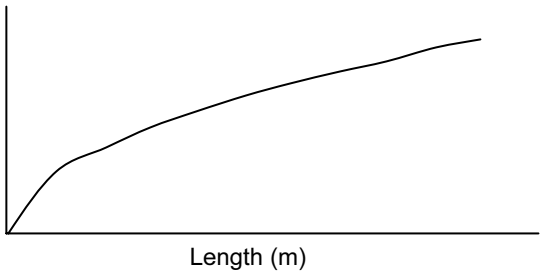
4	(a)	Number of lines	1	2	3	4	5	6	7	8	9	3	B1 for 1 B1 for 21 B1 for 36	
		Maximum number of crossing points	0	1	3	6	10	15	21	28	36			
	(b)	odd + even = odd odd + odd = even even + even = even even + odd = odd					R1						With or without numbers Statement any order	
5	(a)	$\frac{1}{2}n^2 - \frac{1}{2}n$ or $\frac{1}{2}n(n-1)$ o.e.					3	M1 method that would lead to a correct answer B1 $\frac{1}{2}n^2$ SC2 $\frac{1}{2}n^2 + \frac{1}{2}n$ o.e. without working	e.g. difference method as far as kn^2 or 2 substitutions seen 'number of lines' $\equiv n$					
	(b)	Must <u>see</u> 10 substituted once and ' = 45 '					1						e.g. $\frac{1}{2} \times 10 \times 9 = 45$ $\frac{1}{2} \times 100 - \frac{1}{2} \times 10 = 45$	
	(c)	16					1	C opportunity for showing working	Attempt at factorising Attempt at use of formula Graph/sketch drawn Extend table – 10 to 16 inclusive Trial & Improvement – two cases seen including 16					
	(d)	Evidence of method e.g. sketch, attempt at factorising, attempt at use of formula, solution of quadratic (33 and 34 or 1056 and 1122), substitution of 34 and 35 (561 and 595), followed by No					M1 A1	M1FT for use of quadratic with middle term found in 5(a) SC1 Correct <u>equation</u> followed by $n = 34.8\dots$ and No SC1 34 and 561, 35 and 595 and No SC2 595 and No with explanation						
							1	C1	Communication seen in one of 2(a or b or c) or 5(c)					
		Total					20							

Page 4	Mark Scheme	Syllabus	Paper
	IGCSE – October/November 2012	0607	06

B MODELLING A SWING

1	(a)	7 or 8 correctly plotted points from table	3	P2 for 6 or 5 correct points P1 for 4 or 3 correct points	
	(b)	2.3 (seconds)	1		Coordinates not accepted
	(c)	(i)		1	C opportunity for smooth curve
		<p>This shape curve through approx. (100, 2)</p>			Curve should ignore incorrectly plotted points Correct polygon = 1 (no C1)
		(ii) 1.9 – 2.1 (seconds)	1FT	FT <i>their</i> curve if answer outside range	
2	(a)	$T = aL^b$	1		
	(b)	(i) $1.4 = a \times 50^b$ and $2.8 = a \times 200^b$ then a eliminated OR $1.4 = a \times 50^{1/2}$ and $2.8 = a \times 200^{1/2}$ show both giving $a = 0.197\dots(0.2)$ OR substitute $b = 1/2$ in one equation to find a and then substitute $a = 0.197\dots(0.2)$ into other equation to get $b = 1/2$ OR Find $a = 0.2$ in (b)(ii) OR incorrect use of correct model in (b)(ii) giving $a = 0.04$ or better then substitute twice with $L = 50$ and $L = 200$	2	M1 substitution M1 elimination M1 substitution M1 showing both a equal M1 finding a by substitution M1 substitution of a M2 substitution	
		(ii) 0.2	2FT	M1 complete method – substitution of any correct point B1 for correct to 1 dp	M1FT <i>their</i> model using $b = 1/2$ and values given B1FT $a = 0$

Page 5	Mark Scheme	Syllabus	Paper
	IGCSE – October/November 2012	0607	06

	(iii) $T = 0.197...(0.2)L^{0.5}$ $T = 0.197...(0.2) \times 250^{0.5}$ $T = 3.1... \text{ or } = 3.2$	1FT 1	M1 or M1 FT for <i>their</i> model written with <i>their a</i> and $b = \frac{1}{2}$ M1 for substitution giving 3.1... (3.2)	M1 FT for incorrect use of $T = aL^b$ with <i>their a</i>
(c)	(i) $(L =) 400$	1FT	FT <i>their a</i> in <i>their</i> model dependent on first M1 in 2(b)(iii)	FT for incorrect use of $T = aL^b$ with <i>their a</i>
	(ii) $T = 0.2 \times 100^{\frac{1}{2}}$ $(T) = 2$	1	Need to see substitution of 0.2/0.198/0.197 leading to $T = 2/1.98/1.97$	
3	(a) Time (seconds)  Length (m)	1	From (0, 0) to approx. (10, 6.4) with this shape C opportunity for smooth curve matching function	Within 2 mm from (0, 0) Watch for joining plotted points that wavers
(b)	(i) $\sqrt{(L \div 100)}$ OR $\sqrt{(L \times 100)}$	1		
	(ii) $\left(T = 0.2L^{0.5} = \frac{\pi}{5} \sqrt{\frac{L}{9.8}} \right)$ $\frac{\pi}{5 \times \sqrt{9.8}} = 0.2$ $\sqrt{L} = L^{\frac{1}{2}}$ o.e. soi OR 3 substitutions in each model giving close values	2	M1 comparison of coefficients M1 comparison of notation	Or M1 sketching graphs correctly with correct scales Dependent M1 for comparison of graphs
		1	C1	Communication seen in one of 1(c)(i) or 3(a)
	Total	20		
	Final total	40		