

Centre Number	Candidate Number	Name
---------------	------------------	------

CAMBRIDGE INTERNATIONAL EXAMINATIONS  
International General Certificate of Secondary Education

**ENGLISH AS A SECOND LANGUAGE**

**0510/02**

Paper 2 Reading and Writing

October/November 2003

**2 hours**

Candidates answer on the Question Paper.  
No Additional Materials are required.

**READ THESE INSTRUCTIONS FIRST**

Write your Centre number, candidate number and name on all the work you hand in.  
Write in dark blue or black pen in the spaces provided on the Question Paper.  
Do not use staples, paper clips, highlighters, glue or correction fluid.

Answer **all** questions.

At the end of the examination, fasten all your work securely together.

The number of marks is given in brackets [ ] at the end of each question or part question.

Dictionaries are **not** permitted.

If you have been given a label, look at the details. If any are incorrect or missing, please fill in your correct details in the space given at the top of this page.

Stick your personal label here, if provided.

For Examiner's Use	
Part 1	
Part 2	
Part 3	
<b>TOTAL</b>	

This document consists of **19** printed pages and **1** blank page.

## Part 1

## Part 1: Exercise 1

Read the leaflet below about the Imax, a new multi-media cinema. Then answer the questions on the opposite page.




## The IMAX Experience

### GIANT Screen

*Eight storeys high and over 30m wide, the screen brings images to life and creates a sense of startling reality for the audience.*

### The most POWERFUL film projection system

*IMAX film projectors are the most advanced, highest precision and most powerful projectors ever built. They use the largest film frame in motion picture history and with their unique technology are renowned for extraordinary sharpness and clarity of image as well as unrivalled steadiness and reliability. The projection lamp emits a beam of light which is so powerful it could be seen from the moon!*



### Every seat is the BEST SEAT in the cinema

*Prepare yourself for a totally different kind of viewing experience. The screen is immense in comparison to traditional cinema screens, and the seating has been specially designed to provide a perfect overall view for everyone.*

### Sound

*Six-channel pure digital sound adds to the sensation of being in the middle of the action and keeps everyone on the edge of their seats.*

### Film of the month

#### MYSTERIES OF EGYPT

*The magic of large-format film uncovers the Mysteries of Egypt piece by piece taking you on a thrilling flight – rushing over the Nile, soaring over the great pyramids and descending into the shadowy depths of the tombs. This film is a truly exciting portrayal of ancient myths and history.*

*The giant IMAX experience takes you into a world of fantastic sights and sounds.*



(a) How high is the IMAX screen?

.....[1]

(b) What is the advantage of the screen size?

.....[1]

(c) Why is the IMAX projector's technology unlike anything else? Give **one** example.

.....[1]

(d) In what ways does the sound add to the IMAX experience? Give **two** details.

(i).....[1]

(ii).....[1]

(e) Different examples are given of the experience of being in Egypt. Give **one** example.

.....[1]

[Total : 6]

**Part 1: Exercise 2**

Read the following article, and then answer the questions opposite.

## What's it like to be a twin?

### A school for 5 to 7 year olds has 13 sets of twins.

About one in every 70 children is a twin or a member of a multiple birth group (for example, triplets). But St Joseph's has significantly more sets of twins than might be expected for its size. Newspapers and television have been visiting the school to find out how the teachers respond and to film the children.

The TV and the newspapers' interest reflects a general fascination with twins. Perhaps it is inevitable in a world in which most of us are born alone. How different this must be for eight-year-old James, whose brother Sean is so similar to him that he sometimes gets the credit for goals James scores for the football team. James says, "I like being a twin. It's like looking at myself."

We often think that twins enjoy an extraordinary bond or kinship but sometimes twins do not get on at all. By calling these siblings 'identical', we can help to continue the idea that twins are uniquely alike. As they grow up twins can be physically different and can develop very different personalities.

On the other hand, it is also thought to be important that twins are encouraged not to rely too

much on each other. In some schools it is usual to split up twins, but not all experts agree with this. While some can benefit from separation, for others it can be very upsetting.

Twins tend to be born to slightly older women. Over the past 25 years, there has been a steady increase in the number of twins, partly because women are having children later in life than they used to.

There are still some health risks for women having twins, but these days many twins make it through to birth although they often arrive early or prematurely. Because of this, occasionally some of their organs, such as the lungs, may be underdeveloped, but more and more twins are surviving thanks to better intensive care.

In the past, twins were far rarer and superstitions about them were common. In some parts of the world twins are still considered a sign of good luck while in others they are not.

When Sean, James's brother, was asked what it was like being a twin, he replied, "I like it because you get your picture in the newspapers."

(a) Why is St Joseph's school unusual?

.....[1]

(b) What reason does James give for enjoying being a twin?

.....[1]

(c) According to the text, what are the changes that may occur as twins reach adulthood?  
Give **two** examples.

(i).....[1]

(ii).....[1]

(d) How may twins who are separated at school react?

.....[1]

(e) Why are premature twins less likely to die today than in the past?

.....[1]

[Total : 6]

### Part 1: Exercise 3

Read the article below and answer the questions on the opposite page.

## Horse Riding Challenge in Peru


*Our adventure begins at sea level in Lima, Peru. From here we have a short flight across the Andes to Cusco, the ancient Inca capital steeped in history and ancient wonders high up in the mountains.*

*During the five-day horse trek we will follow a route that winds through valleys and over high mountain passes which connect a number of remote villages. These trails have been used since ancient times and the lifestyle of the people who live here has changed little. There is no vehicular access to this region and very few foreign visitors come here.*

*Each member of the group will ride an Andean Mountain pony, and there will be a small group of helpers to transport equipment and personal luggage. As the group moves up the mountain we shall see that we are on a carefully constructed Inca highway, carefully planned by the Incas to make the climb as easy as possible. We will allow the group to split into fast and slow riders so that everyone can travel at their own pace. Each day's trek will last approximately 6 to 8 hours but the distance will vary depending on the altitude and steepness.*

*Provided the weather is clear, once we reach the high altitude of about 4650 metres, we'll get wonderful views of the glaciers, ice fields and Andean snow peaks over 6000 metres high. We will see spectacular views of the geometric Inca fields in the valleys below. As we descend,*

*small farms become numerous and there will be grazing cows, barking dogs and children coming and going along the tree-lined tracks. There will be eucalyptus trees and wild flowers as the climate gets warmer as we descend.*



*We then leave the horses and helpers behind to catch a train heading along the Urumbamba valley. There are more views of towering ice-topped mountains as we go up again towards one of Peru's most impressive archaeological sites, Winay-Wayna, situated on this high hanging hillside valley. Be amazed when you see our final destination, the city of Machu Picchu, considered to be one of the most magical and mysterious places on earth. It is situated in splendour on a high granite peak above a roaring river often covered in misty clouds...*

*This is a challenge not to be missed - and never to be forgotten.*

(a) How long is the horse riding part of the journey?

.....[1]

(b) Why will the trek up the mountain be relatively easy?

.....[1]

(c) Why is the group going to be divided?

.....[1]

(d) Why will the journey along the Urumbamba valley be less physically demanding?

.....[1]

(e) Give **two** examples of what they will see as they go downhill.

.....[1]

(f) Why will they be amazed when they reach their final destination?

.....[1]

[Total : 6 marks]

## Part 2


## Part 2: Exercise 1

Read the article below and then answer the questions on the opposite page.

# Gender Split

## Why do most girls turn their backs on computers when they leave primary school?

This may be the 21<sup>st</sup> century but when it comes to information communications technology (ICT) the gender divide, between boys and girls, shows no sign of closing.



This is bad news for the ICT industry where men outnumber women by over five to one. The industry needs at least an extra million recruits over the next five years. Obviously, women as well as men are going to have to fill these recruitment gaps. The ICT companies are worried about the shortage of men and women to fill their vacancies in the future.

It is believed that women are very well suited to working in Information Technology. They enjoy working in teams; they enjoy collaborating and like looking for creative connections. Many women have the kind of personal skills which are considered essential in developing 'new technology'. Professionals who work in Information Technology are constantly creating the world around us, and this can't be done if you don't know how people work and how they play. To come up with ideas that will actually make a difference to modern life, you have to understand how people live and work.

In spite of the fact that ICT jobs are well paid and women tend to do well in them, research shows that girls' perceptions of the industry are uniformly negative. Only 5% would consider entering the ICT industry compared to 14% for law and 26% for medicine. Up to the age of 11 girls see ICT as entertaining and interesting but after that age

negativity sets in. By the age of 13 this negative view of ICT is confirmed.

After school activities encourage some girls to use Information Technology, and getting ICT staff and other teachers together helps to develop imaginative use of ICT. Imaginative use of ICT, especially in music, art, drama, geography and media studies, all helps to open girls' eyes to the fact that careers in computing can cut across so many different areas.

There is a significant difference in the learning styles between boys and girls. The ICT class in schools is often an exercise where every student completes the same class assignment largely by rote. Although girls follow instructions successfully, they will only achieve enjoyment and excellence if allowed to diversify and be creative. For girls, just pressing buttons is not enough.

Another initiative is setting up computer clubs aimed at younger girls aged 8 to 14. This is known to inspire girls to help them develop their ICT skills and to show them that ICT can be both creative and interesting.

The country can't afford to have girls missing out.



(a) Why is it important for the ICT industry to recruit more women workers? Give **two** reasons.

(i).....[1]

(ii).....[1]

(b) According to the diagram, what percentage of boys take the 16+ qualifications examination in ICT?

.....[1]

(c) What is the attitude of girls to ICT by the time they become teenagers?

.....[1]

(d) What is the reason for starting computer clubs for girls?

.....[1]

(e) What is the main reason why girls do not do well in class in ICT?

.....[1]

(f) Write a paragraph of about 60 words giving four reasons why girls would be good at working in the IT industry.

.....  
.....  
.....  
.....  
.....  
.....  
.....  
.....  
.....  
.....  
.....  
.....[4]

[Total : 10]

## Part 2: Exercise 2

Read the following article about the use of pigeon post in India.

Write a summary on the opposite page explaining:

- the reasons for using P-mail
- the reasons for stopping it.

Your summary should be about 100 words long, and you should use your own words as far as possible.

# E-mails herald the last post for India's flying civil servants



### The 800 birds who made up the world's last pigeon service no longer have a job, thanks to the Internet.

India's unique police Carrier Pigeon Service, a crucial and necessary communications lifeline for more than 50 years of cyclones, floods and drought, is being grounded. This will take away the jobs of more than 800 of the country's cheapest and most reliable civil servants: pigeons.

The local government in Orissa, in the east of India, is expected to approve a police recommendation that the service, which costs just 125,000 rupees (about US\$ 2,500 in 2002) a year to run, should be ended. Supporters argue that the 'P-mail' service was necessary when all communication networks were completely damaged by floods in 1982 and a cyclone in 1999. Critics say that radios and e-mails have made the pigeons unnecessary.

The chief of police said that pigeons only carried a handful of messages last year, down from 9,000 in 1990, and their usefulness is drastically declining.

The superintendent of signals and communications said the pigeon service made practical sense 20 years ago when there were no VHF radio sets. Now that all the police stations in Orissa are on the radio network, the winged messengers have been reduced to museum pieces.

India's pigeon service, the only one of its kind in the world, is very sophisticated. The birds, which can fly more than 300 miles at a stretch, at an

average speed of 50 mph, are trained for different missions/jobs.

There are two pigeon services. The Static Service allows for one-way communication: pigeons accompanying a police group are later sent back with messages in tiny metal cylinders attached to their legs with rubber bands.

The Boomerang Service is operated by better-trained recruits and offers a two-way exchange of messages. The birds fly to a police station or an outpost, feed from a wooden box stacked with food and then make the return journey home with their message.

The service started in Orissa's mountainous district in the 1940s, and the first carrier pigeons came from the army to help establish communications with areas that had neither telephone or radio. A few years later P-mail linked most of the police stations in Orissa, but by the 1980s the pigeon service was declining as technology improved.

The redundant pigeons, which live up to 20 years, are now to be given to the wildlife department.

Supporters of the pigeon service emphasise its cheapness and the fact that machines can fail you but birds never will, especially in the case of a serious natural disaster. An ornamental brood of pigeons is likely to be kept on display at police headquarters as a symbolic reminder of their valuable and historical role.



**Part 2: Exercise 3**

Read the article below, and complete the exercise on the opposite page.

# Ice Sculptures

You have to be a cool customer to work with ice but what other qualities do you need?

Ice sculptures are one of the most beautiful and temporary art forms. Not only do ice sculptures look spectacular, but they can be used to keep food and drink fresh. You can create small ice channels down which you pour your drinks until they reach the other end as cool as you like.

Most ice sculptors have been trained at art school but many are former chefs. In the days before refrigerators, enormous blocks of ice were sent daily to kitchens to keep food cool, and would often be sculpted for special occasions.

The most spectacular item in the ice sculptor's tool kit is the chainsaw for carving off large chunks of ice that aren't needed. Then the more delicate work is done using a succession of smaller steel chisels that are specifically designed for ice sculpting. The best of these are made in Japan.

Ice sculpting can be very hard work as it is very demanding, both physically and mentally. You have to keep active and focused on what you are doing and above all ice sculptors have to keep warm. An average-sized ice sculpture (about 1m wide) will take about three hours to carve, which means that there is little time to stop for breaks. Most of the time spent on a sculpture is taken up with drawing plans, creating small models and working out the order to carve. When sculpting there is no time to stand back and gaze at your work. That's the

fundamental difference between sculpting ice and sculpting stone. Stone sculpting is slow and meticulous but with ice you are working to a very tight deadline!

Ice sculptors have to have a particular kind of water. It must be filtered for impurities that will otherwise make the ice look cloudy or dirty. To make ice clear, water must be constantly agitated while the ice is forming. That's why icicles are clear — because they are made up of water that freezes as it runs down the icicle. Clear ice is the base for most ice sculptures, though white ice can be used for specific effects or two-tone designs.

Some of the most spectacular pieces are created at the Sapporo Snow and Ice Festival held each February in Japan and the World Ice Art Championships in Alaska in March. The way an ice sculpture is displayed is hugely important. Lighting in particular has to be exact to make the sculpture sparkle. Coloured light can create different effects too.

A leading ice sculptor says: "A piece will stay looking good for about six to eight hours though the work with wide bases can last for days. I don't mind them melting a bit because I am charmed by the way the ice melts because it is not a static thing. The room temperature with air moving around or a draught from a window – all these things will alter the shape that the ice becomes and I like that very much."

You are the representative for the art group at your college. You have been reading an interview with an ice sculptor describing sculpting in ice. You need to make some notes to tell the rest of the class how to do this.

Using the information from the article, write notes which you can use.

Make points under each heading. The first one has been started for you to continue.

TYPES OF TOOL REQUIRED

THEIR USES

- Chainsaw

.....

- 

.....

.....

CREATING THE ICE SCULPTURE

- 

.....

- 

.....

- 

.....

- 

.....

PREPARING THE WATER

- 

.....

- 

.....

[8]

## Part 3: Exercise 1

# Special Person Award

Do you know someone who has done something really special?

Do you know someone who deserves a prize for effort, achievement, patience, friendliness or sheer hard work?

If you do, then name a candidate to receive the  
**CLASS PRIZE** of the year.

**Judges** will be from the student council plus humanities teachers.

It is the end of term and there is to be a special person award. You have been asked to name someone from your class to receive the class prize.

In your recommendation you will say:

- why you have chosen your candidate
- what he/she has done to deserve the special person prize
- how he/she should be rewarded.

**Your nomination should be about 150 words long.**



**Part 3: Exercise 2**

You have been invited to organise a school trip which will last two or three days.

**Write a letter** to the parents explaining:

- where you plan to go
- why the trip has been organised
- what the activities will be (for example, sight seeing)
- what the individuals in the group will need to take with them.

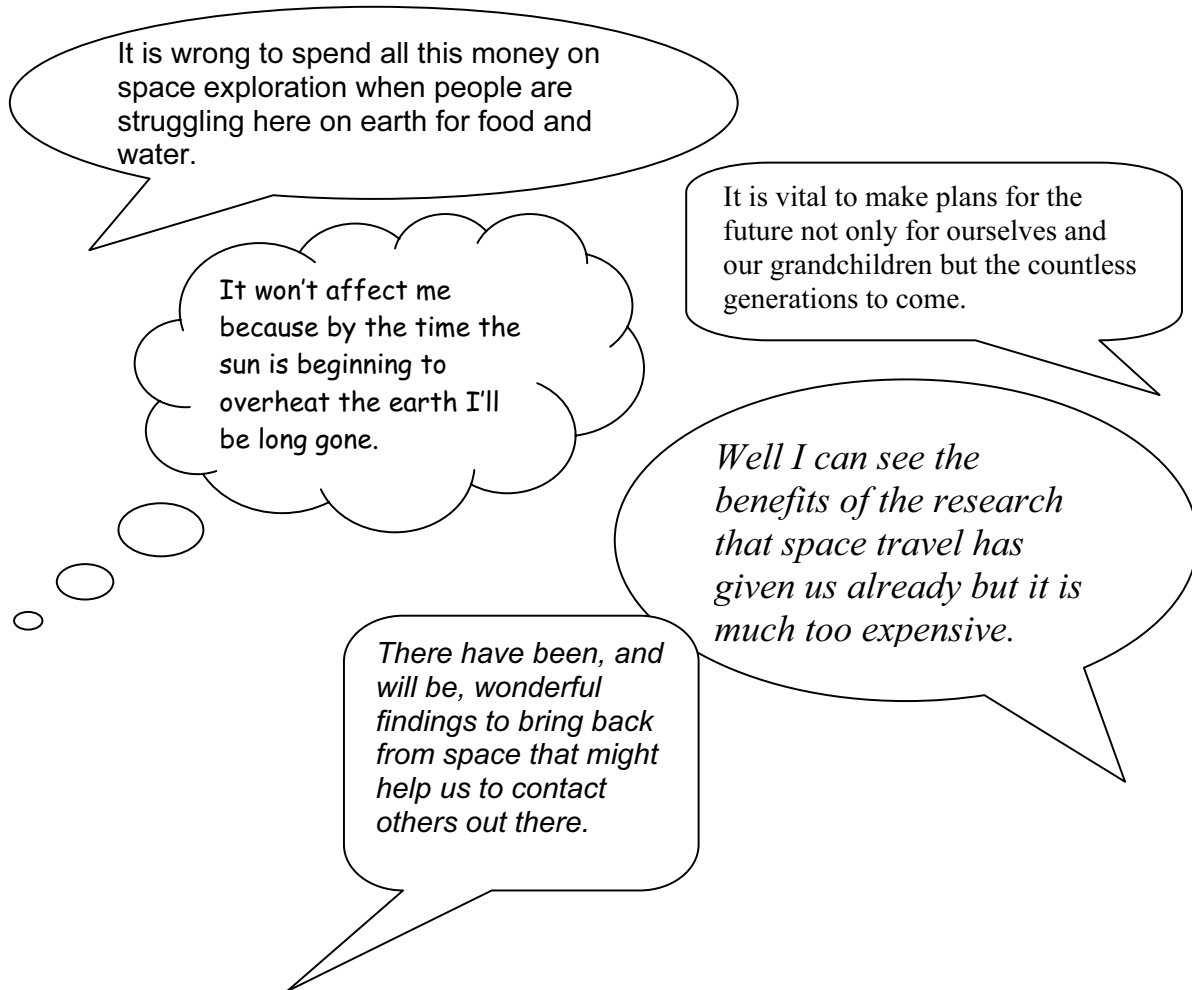
**Your letter should be about 200 words long.**





**Part 3: Exercise 3**

Here are some different views on space travel:



**Write an article in your school magazine explaining what *you* think about spending money on space exploration.**

The comments above may give you some ideas but you are free to use any ideas of your own.

**Your article should be about 200 words long.**



BLANK PAGE

---

*Copyright Acknowledgements:*

Part 1: Exercise 1      *The Filmworks.*  
Part 1: Exercise 2      *The Guardian.* © J.MONAHAN.  
Part 1: Exercise 3      © *The British Horse Society.*  
Part 2: Exercise 1      *The Guardian.* Article titled *Gender Split* by © E Haughton, 5 March 2002.  
Part 2: Exercise 2      *The Sunday Telegraph.* Article titled *E-Mails Herald the Last Post For India's Flying Civil Servants*, 7 April 2002.  
Part 2: Exercise 3      *Virgin.* Article titled *Make an Ice Sculpture.* [www.virgin.com/trains](http://www.virgin.com/trains).

Cambridge International Examinations has made every effort to trace copyright holders, but if we have inadvertently overlooked any we will be pleased to make the necessary arrangements at the first opportunity.