



UNIVERSITY OF CAMBRIDGE INTERNATIONAL EXAMINATIONS  
General Certificate of Education  
Advanced Subsidiary Level and Advanced Level

---

**PHYSICS**

**9702/36**

Advanced Practical Skills 2

**October/November 2010**

CONFIDENTIAL INSTRUCTIONS



**Great care should be taken to ensure that any confidential information given does not reach the candidates either directly or indirectly.**

**No access to the Question Paper is permitted in advance of the examination.**

---

If you have any problems or queries regarding these Instructions, please contact CIE  
by e-mail: [international@cie.org.uk](mailto:international@cie.org.uk),  
by phone: +44 1223 553554,  
by fax +44 1223 553558,  
stating the Centre number, the nature of the query and the syllabus number quoted above.

---

This document consists of **7** printed pages and **1** blank page.



## Preparing apparatus

These instructions detail the apparatus required for the experiments in the Question Paper. It is essential that absolute confidentiality is maintained in advance of the examination: the contents of these instructions must not be revealed either directly or indirectly to candidates.

No access is permitted to the Question Paper in advance of the examination.

If you have problems or queries regarding these instructions, please contact CIE:

by e-mail: international@cie.org.uk,

or by telephone: +44 1223 553554,

or by fax: +44 1223 553558,

stating the nature of the query and quoting the syllabus and paper numbers (9702/36).

It is assumed that the ordinary apparatus of a Physics laboratory will be available.

## Number of sets of apparatus

The number of sets of apparatus provided for each experiment should be  $\frac{1}{2}N$ , where  $N$  is the number of candidates taking the examination. There should, in addition, be a few spare sets of apparatus available in case problems arise during the examination.

## Organisation of the examination

Candidates should be allowed access to the apparatus for each experiment for one hour only. After spending one hour on one experiment, candidates should change over to the other experiment. The order in which a candidate attempts the two experiments is immaterial.

## Assistance to Candidates

Candidates should be informed that, if they find themselves in real difficulty, they may ask the Supervisor for practical assistance, but that the extent of this assistance will be reported to the Examiner, who may make a deduction of marks.

Assistance should only be given:

when it is asked for by a candidate,

or as directed in the Notes sections of these instructions,

or where apparatus is seen to have developed a fault.

Assistance should be restricted to enabling candidates to make observations and measurements. Observations and measurements must not be made for candidates, and no help should be given with data analysis or evaluation.

All assistance given to candidates must be reported on the Supervisor's Report Form.

## Faulty apparatus

In cases of faulty apparatus (not arising from a candidate's mishandling) that prevent the required measurements being taken, the Supervisor may allow extra time to give the candidate a fair opportunity to perform the experiment as if the fault had not been present. The candidate should use a spare copy of the Question Paper when the fault has been rectified or when working with a second set of apparatus.

## Supervisor's Report

The Supervisor should complete the Supervisor's Report Form on pages 7 and 8 and enclose it in the envelope containing the answers of the candidates. If more than one envelope is used, a copy of the report must be enclosed in each envelope.

### Question 1

#### Apparatus requirements (per set of apparatus unless otherwise specified)

Retort stand and boss.

Mass hanger and masses to a total mass of 150 g.

Piece of board 20.0 cm by 12.0 cm and approximately 6 mm thick (MDF or hardboard or plywood is suitable). See Note 1.

Stopwatch reading to 0.1 s or better.

Wire hook made from a piece of wire approximately 1 mm diameter and 20 cm long. See Note 2.

Round, flat-headed nail about 5 cm long and 2.2 mm diameter. See Note 3.

Metre rule with a millimetre scale.

Two large set squares.

30 cm ruler with a millimetre scale.

Small supply of Blu-Tack.

#### Notes

- 1 The board should be drilled with nine 2.5 mm diameter holes as shown in Fig. 1.1.

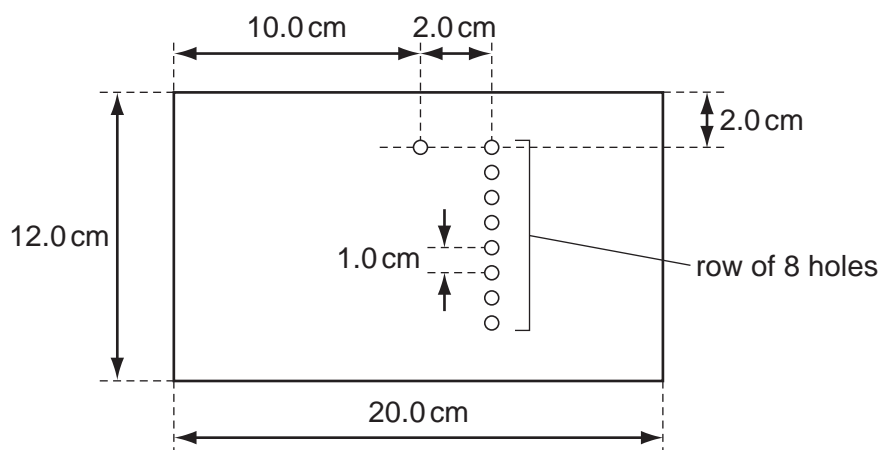


Fig. 1.1

- 2 The wire should be bent into a hook as shown in Fig. 1.2.

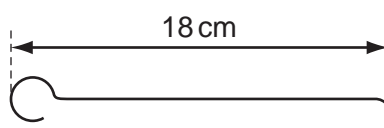
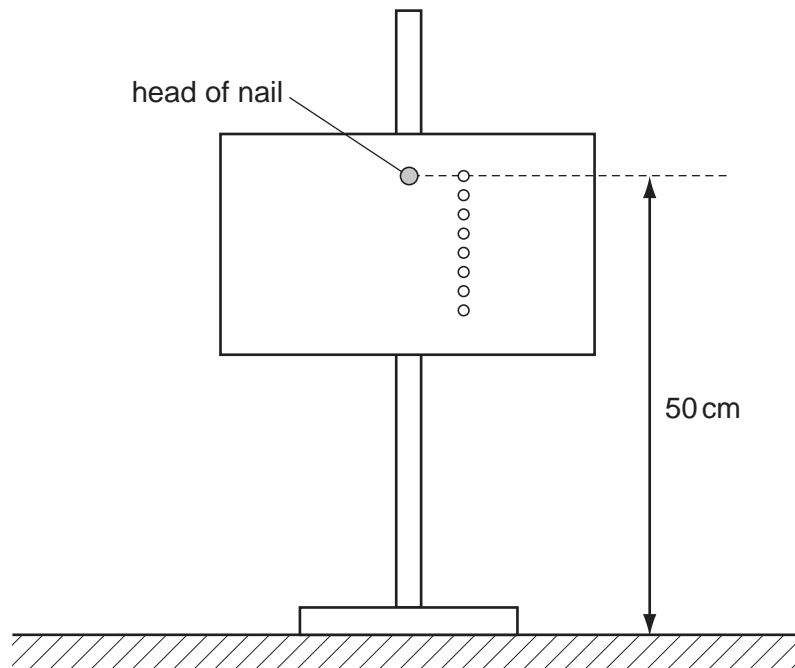


Fig. 1.2

- 3 The board should be pivoted on the nail, which should be mounted in the boss as shown in Fig. 1.3. Ensure that the board can swing freely, and that the head of the nail prevents the board falling off.



**Fig. 1.3**

- 4 If the apparatus is to be used by another candidate then it should be restored to its original state. Any Blu-Tack should be removed.

#### **Information required by Examiners**

Sample set of numerical results, clearly labelled “Supervisor’s Results” and obtained out of sight of the candidates.

## Question 2

### Apparatus requirements (per set of apparatus unless otherwise specified)

Three strips of paper (e.g. photocopier paper) approximately 4 cm wide and 30 cm long. See Note 1.

30 cm ruler with a millimetre scale.

G-clamp.

Mass hanger and masses to a total of 500 g. The base of the hanger should be flat and have a diameter of at least 50 mm.

Newton-meter with range 0–10 N and reading to 0.5 N or better.

Paperclip about 3.5 cm long. See Note 2.

Two rectangular pieces of rubber pencil eraser between 6 mm and 10 mm thick. One should be approximately 30 mm long and 20 mm wide and the other should be approximately 40 mm long and 30 mm wide.

Glue stick suitable for paper.

### Notes

- 1 One of the paper strips should be shaped at one end to approximately 2 cm wide over a length of approximately 5 cm, as shown in Fig. 2.1.




Fig. 2.1

- 2 The paperclip should be opened out, as shown in Fig. 2.2.

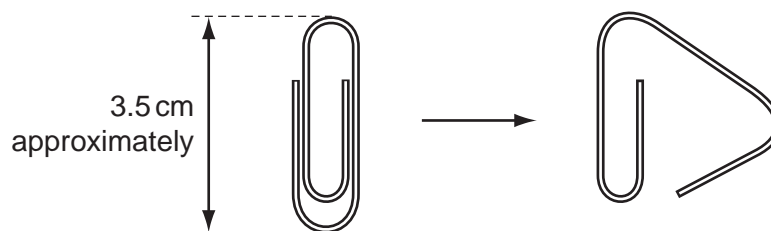


Fig. 2.2

- 3 If the apparatus is to be used by a second candidate, it should be restored to its original state. New paper strips and a new opened-out paperclip should be provided.

### Information required by Examiners

Sample set of numerical results, clearly labelled “Supervisor’s Results” and obtained out of sight of the candidates.

---

Permission to reproduce items where third-party owned material protected by copyright is included has been sought and cleared where possible. Every reasonable effort has been made by the publisher (UCLES) to trace copyright holders, but if any items requiring clearance have unwittingly been included the publisher will be pleased to make amends at the earliest possible opportunity.

University of Cambridge International Examinations is part of the Cambridge Assessment Group. Cambridge Assessment is the brand name of University of Cambridge Local Examinations Syndicate (UCLES), which is itself a department of the University of Cambridge.

This form should be completed and sent to the Examiner with the scripts.

### **SUPERVISOR'S REPORT FORM**

#### **General Certificate of Education Advanced Subsidiary Level and Advanced Level**

#### **October/November Session 2010**

The Supervisor's Report should give full details of:

- (a) any help given to a candidate (including the nature of the help given and the name and candidate number of the candidate);
- (b) any cases of faulty apparatus (including the nature of the problem, the action taken to rectify it, any additional time allowed, and the name and candidate number of the candidate);
- (c) any accidents that occurred during the examination;
- (d) any other difficulties experienced by candidates, or any other information that is likely to assist the Examiner, especially if this information cannot be discovered in the scripts.

Cases of individual hardship, such as illness, bereavement or disability, should be reported direct to CIE on the normal Special Consideration form.

#### **Information required by Examiners**

For each question, please enclose a sample set of numerical results, obtained out of sight of the candidates and clearly labelled "Supervisor's Results".

#### **Supervisor's Report**



**Supervisor's Report (continued)****Declaration**

(to be signed by the Supervisor)

The preparation of this practical examination has been carried out so as to maintain fully the security of the examination.

Signed .....

Name .....

Centre Number .....

Name of Centre .....

