



UNIVERSITY OF CAMBRIDGE INTERNATIONAL EXAMINATIONS
General Certificate of Education Advanced Level

CANDIDATE
NAME

CENTRE
NUMBER

--	--	--	--	--

CANDIDATE
NUMBER

--	--	--	--

* 9 6 9 3 5 1 5 1 8 7 *

COMPUTING

9691/31

Paper 3

October/November 2013

2 hours

Candidates answer on the Question Paper.

No additional materials are required.

No calculators allowed.

READ THESE INSTRUCTIONS FIRST

Write your Centre number, candidate number and name on all the work you hand in.

Write in dark blue or black pen.

You may use a soft pencil for any diagrams, graphs or rough working.

Do not use staples, paper clips, highlighters, glue or correction fluid.

DO NOT WRITE IN ANY BARCODES.

Answer **all** questions.

No marks will be awarded for using brand names for software packages or hardware.

At the end of the examination, fasten all your work securely together.

The number of marks is given in brackets [] at the end of each question or part question.

This document consists of **16** printed pages.



1 (a) Convert the following infix expressions into reverse Polish notation:

(i) $(a + b) / 7$

.....
..... [1]

(ii) $2 / (3 * z + 5)$

.....
..... [2]

(b) What is the value of this reverse Polish expression:

$$x y + p q - /$$

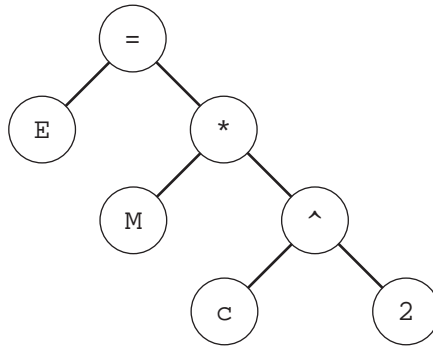
for $x = 3$, $y = 9$, $p = 5$ and $q = 1$?

Show your working.

.....
.....
..... [2]

(c) A binary tree can be used to represent an expression or a statement.

For
Examiner's
Use



The diagram shows the binary tree for the infix statement:

$$E = M * c ^ 2$$

(i) Explain how the infix form for this statement is produced using a tree traversal.

.....
 [1]

(ii) What is the reverse Polish notation for this statement?

.....
 [1]

(iii) Explain how the reverse Polish notation for the statement is produced using a tree traversal.

.....
 [1]

2 Cross country runners take part in races.

- A runner must be registered with one club only and club names are unique.
- A club has runners; each runner has a unique national MemberID.
- Each race is organised by a club and the Club Secretary records which runners are entered for each race.
- Runners may enter any race.
- There is only one race on any one day.

At present each club records the data for the competition races it organises. The data is stored in flat files.

(a) Describe **three** advantages that a relational database would have over the use of flat files.

1

.....

2

.....

3

..... [3]

(b) (i) What is the relationship between runner and race?
..... [1]

(ii) What is the relationship between club and race?
..... [1]

(c) A database solution is to be developed.
Two of the tables are RUNNER and RACE.

(i) Draw an entity-relationship (E-R) diagram showing a database design which can be produced so that the runner and race data are fully normalised.

[2]

(ii) Explain how the relationships are implemented.

.....
.....
.....
..... [2]

(d) The following table design is suggested for RUNNER.

RUNNER (MemberID, RunnerName, RunnerDOB, ClubName, ClubAddress)

This is poorly designed.

(i) Is this table in First Normal Form (1NF)?
Explain.

.....
..... [1]

(ii) Is this table in Second Normal form (2NF)?
Explain.

.....
..... [1]

(iii) The table is not in Third Normal Form (3NF).
Explain.

.....
..... [1]

(iv) Using only the attributes given in the RUNNER table above, produce a new design which is fully normalised.

The table descriptions should be expressed as:

TableName (Attribute1, Attribute2, Attribute3, ...)

.....
.....
.....
..... [2]

(e) Explain why all tables in the final design should be fully normalised.

.....

.....

.....

..... [2]

(f) The table to store the race data has the following design:

```
RACE(RaceDate, RaceStartTime, StartVenue, Distance,
                                           OrganisingClubName)
```

Write a Data Manipulation Language (DML) query to report all races after the 1st January 2013 which are less than 10km. Display the race date and organising club name only.

Use the keywords SELECT, FROM, WHERE.

.....

.....

.....

.....

.....

..... [3]

3 (a) Most modern computers are designed using Von Neumann architecture.

Explain what is meant by Von Neumann architecture.

.....

.....

.....

..... [2]

(b) (i) Convert the hexadecimal number 7A to denary.

..... [1]

(ii) Convert the binary number 0101 1100 to hexadecimal.

..... [1]

(iii) Why do computer scientists often write binary numbers in hexadecimal?

.....
..... [1]

(c) The diagram shows a program loaded into main memory starting at memory address 7A Hex.

Main memory (contents shown in Hex.)	
Address	
7A	2150
7B	A351
7C	A552
7D	FFFF
.....	
90	003C

(i) How many bits are used for each main memory location?

..... [1]

The trace table below is used to show how the contents of the special-purpose registers change as the program is executed. The steps in the fetch stage of the fetch-execute cycle are shown in the first column using register transfer notation. (For example, $MAR \leftarrow [PC]$ means the content of the Program Counter is copied to the Memory Address Register.)

(ii) Complete the trace table for the fetching of the **first program instruction (2150)**:

- Show the changing contents of the registers
- Put a tick in the Address bus/Data bus column to show when the signals on that bus change.

Fetch stage	Special purpose registers (Contents shown in Hex.)				Buses	
	PC	MAR	MDR	CIR	Address bus	Data bus
	7A					
$MAR \leftarrow [PC]$						
$PC \leftarrow [PC] + 1$						
$MDR \leftarrow [[MAR]]$						
$CIR \leftarrow [MDR]$						

[5]

(d) The following table shows some of a processor's instruction set in assembly language.

Instruction		Explanation
Op Code	Operand	
LDD	<address>	Direct addressing. Load the contents of the given address to ACC
LDI	<address>	Indirect addressing. At the given address is the address to be used. Load the contents of this second address to ACC
LIX	<address>	Load the contents of the address to the Index register (IX)
LDX	<address>	Indexed addressing. Form the address as <address> + the contents of IX. Copy the contents of this address to ACC

For
Examiner's
Use

The following program is to be executed. Shown are:

- the first four instructions only of this program
- the memory locations which are accessed by this program.

Address	Main memory
100	LIX 200
101	LDD 201
102	LDI 201
103	LDX 201
200	3
201	216
202	99
203	217
204	63
216	96
217	97

Complete the trace table below for the first **four** program instructions. Show each change in the contents of the registers.

Instruction	Register	
	Accumulator (ACC)	Index Register (IX)
LIX 200		
LDD 201		
LDI 201		
LDX 201		

[4]

4 Object-oriented programming is one programming paradigm.

(a) Explain the difference between a class and an object.

.....

.....

.....

.....

.....

.....

..... [3]

*For
Examiner's
Use*

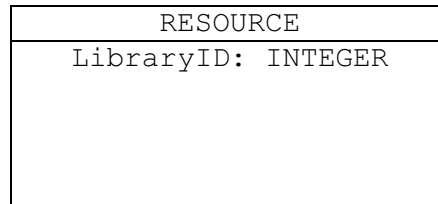
(b) The following scenario is to be implemented with object-oriented programming.

A library has resources (`RESOURCE`) available for lending out to borrowers. Resources include books (`BOOK`), and recordings (`RECORDING`). Recordings are available for either films (`FILM`) or music (`MUSIC`) CDs.

Data stored will include:

- library ID for every item
- author for books
- release date for music CDs and films
- title for every available item
- number of tracks for CDs
- running time for films
- whether or not on loan

Complete the class diagram showing the classes and properties only for the data given above.



For
Examiner's
Use

[8]

(c) Explain what is meant by encapsulation.

.....

.....

.....

..... [2]

*For
Examiner's
Use*

5 (a) Describe the operation of a stack data structure.

.....
..... [1]

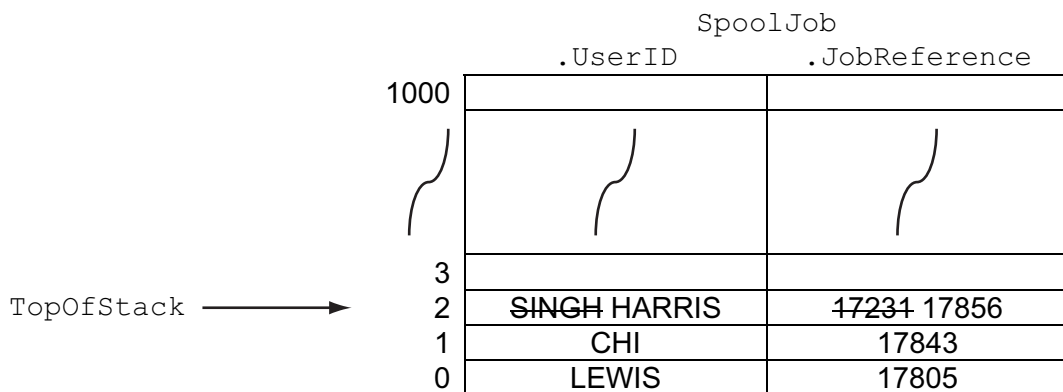
A stack is to be implemented to manage the spooled print jobs sent to a network printer. A job reference and the user ID of the network account are recorded for each print job.

The stack is implemented using the following user-defined data type and variables.

```
TYPE Stack
    JobReference : STRING
    UserID       : STRING
ENDTYPE
```

Identifier	Data Type	Description
SpoolJob	ARRAY[1000] OF Stack	Stores the job reference and user ID for each print job
TopOfStack	INTEGER	Stores the index position of the print job currently at the top of the stack
NewReferenceNo	STRING	Stores the job reference of the new print job added to SpoolJob
NewUserID	STRING	Stores the user ID of the new print job added to SpoolJob

(b) The diagram shows the state of SpoolJob and TopOfStack after three print jobs were received from users LEWIS, CHI and SINGH (in that order), a print job was sent to the printer, then a new print job received from user HARRIS.



(i) What is the value of:

SpoolJob[2].UserID?

SpoolJob[TopOfStack - 1].JobReference? [2]

(ii) Spooling a new print job is to be implemented with a procedure `PushJob`.

Shown below is the incomplete pseudocode for the `PushJob` procedure.

Using the variables and user-defined type given, fill in the missing pseudocode.

```

PROCEDURE PushJob
    IF .....
        THEN
            OUTPUT "Stack is already FULL"
        ELSE
            INPUT NewUserID
            .....
            TopOfStack ← .....
            SpoolJob[TopOfStack].JobReference ← NewReferenceNo
            .....
        ENDIF
    ENDPROCEDURE

```

[4]

(c) Processing a print job is to be implemented with a `PopJob` procedure.

Complete the pseudocode for this `PopJob` procedure.

```

PROCEDURE PopJob
    IF TopOfStack = .....
        THEN
            OUTPUT " ..... "
        ELSE
            PROCESS SpoolJob[TopOfStack]
            .....
        ENDIF
    ENDPROCEDURE

```

[3]

For
Examiner's
Use

(d) Explain why the choice of a stack data structure for this application is a poor choice. Suggest an alternative data structure.

.....
.....
.....
.....
.....
..... [3]

6 (a) A PC operating system uses a file allocation table (FAT) to manage its hard disk secondary storage.

(i) Describe what is meant by a FAT.

.....
.....
.....
..... [2]

(ii) Explain how the contents of the FAT change when a file is deleted from the hard disk.

.....
.....
.....
..... [2]

(b) (i) The processor receives an interrupt. This triggers the following sequence of steps.

1. Save the contents of the Program Counter on the
2. Also save
3. Load and run the appropriate
4. Restore what was saved at step 2
5. Restore the
6. Continue execution of the interrupted process

Complete the statements above. [4]

(ii) Interrupts can be allocated priorities.

While execution is occurring at **step 3**, a higher priority interrupt is received. Explain what additional steps must now be added to the sequence in (b)(i). State where in the sequence these additions occur.

.....

.....

.....

.....

.....

.....

..... [3]

7 Encryption of data is widely used in computing.

(a) One application is the sending of payment data using a debit/credit card for an online purchase.

State **two** other applications where encryption is used. Describe the reason for encrypting the data for each application.

Application 1

Reason

.....

Application 2

Reason

..... [4]

(b) Explain the terms encryption algorithm and encryption key.

Encryption algorithm

.....

Encryption key

..... [2]

(c) Asymmetric encryption uses both a public key and a private key.

Explain how they work together to encrypt and decrypt a message.

.....

.....

.....

.....

.....

..... [3]

(d) Authorisation and authentication are processes designed to protect the computer system and data.

Give **one** technique used for each.

Authorisation

.....

Authentication

..... [2]

Permission to reproduce items where third-party owned material protected by copyright is included has been sought and cleared where possible. Every reasonable effort has been made by the publisher (UCLES) to trace copyright holders, but if any items requiring clearance have unwittingly been included, the publisher will be pleased to make amends at the earliest possible opportunity.

University of Cambridge International Examinations is part of the Cambridge Assessment Group. Cambridge Assessment is the brand name of University of Cambridge Local Examinations Syndicate (UCLES), which is itself a department of the University of Cambridge.