



UNIVERSITY OF CAMBRIDGE INTERNATIONAL EXAMINATIONS
General Certificate of Education Advanced Level

CANDIDATE
NAME

CENTRE
NUMBER

--	--	--	--	--

CANDIDATE
NUMBER

--	--	--	--

* 6 2 0 8 1 3 3 3 5 7 *

CHEMISTRY

9701/43

Paper 4 Structured Questions

October/November 2013

2 hours

Candidates answer on the Question Paper.

Additional Materials: Data Booklet

READ THESE INSTRUCTIONS FIRST

Write your Centre number, candidate number and name on all the work you hand in.

Write in dark blue or black pen.

You may use a soft pencil for any diagrams, graphs or rough working.

Do not use staples, paper clips, highlighters, glue or correction fluid.

DO NOT WRITE IN ANY BARCODES.

Section A

Answer **all** questions.

Section B

Answer **all** questions.

Electronic calculators may be used.

You may lose marks if you do not show your working or if you do not use appropriate units.

A Data Booklet is provided.

At the end of the examination, fasten all your work securely together.

The number of marks is given in brackets [] at the end of each question or part question.

For Examiner's Use	
1	
2	
3	
4	
5	
6	
7	
8	
9	
Total	

This document consists of **18** printed pages and **2** blank pages.



Section A

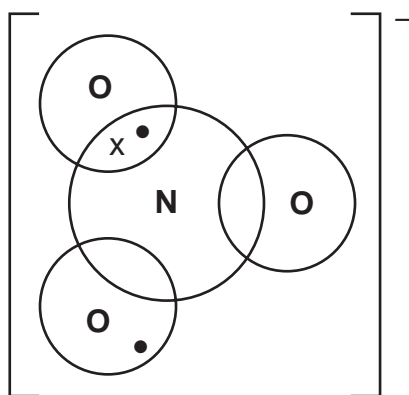
Answer **all** the questions in the spaces provided.

- 1 (a) The nitrate ion, NO_3^- , contains a dative covalent bond.

Complete the following 'dot-and-cross' diagram of the bonding in the nitrate ion. For **each** of the four atoms show **all** the electrons in its outer shell. Three electrons have already been included.

Use the following code for your electrons.

- electrons from oxygen
- x electrons from nitrogen
- added electron(s) responsible for the overall negative charge



[3]

- (b) (i) Write an equation showing the action of heat on magnesium nitrate, $\text{Mg}(\text{NO}_3)_2$.

.....

- (ii) Describe and explain the trend that is observed in the thermal stabilities of the Group II nitrates.

.....

.....

.....

.....

[4]

- (c) When concentrated nitric acid, HNO_3 , is added to copper turnings, a brown gas is evolved. Use data from the *Data Booklet* to construct an ionic equation for this reaction.

.....

.....

[2]

[Total: 9]

- 2 (a) State **two** assumptions of the kinetic theory of gases, as applied to ideal gases.

.....
 [2]

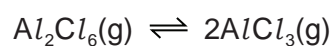
- (b) (i) State the conditions of temperature and pressure under which real gases behave **least** like an ideal gas.

.....

- (ii) Explain why real gases do **not** behave ideally under these conditions.

.....
 [2]

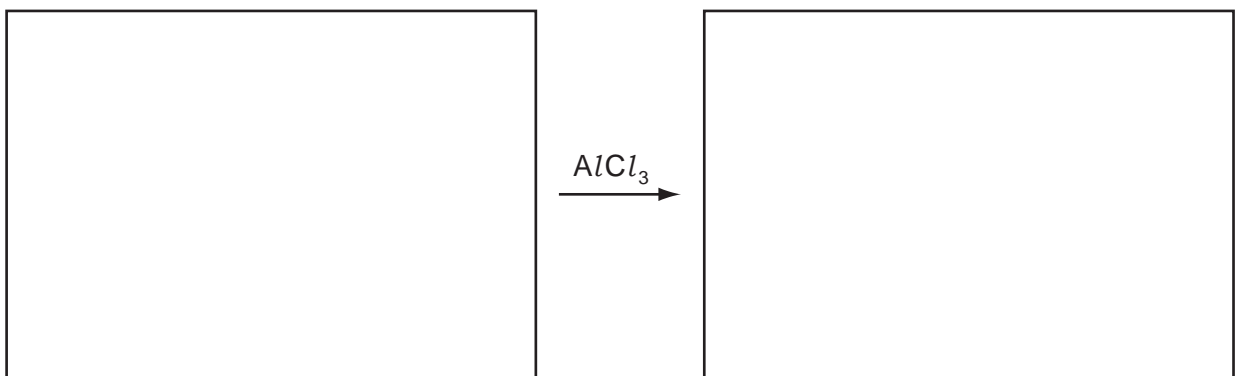
- (c) Gaseous aluminium chloride is dimeric at low temperatures, but the dimer dissociates on heating.



- (i) State whether this dissociation is endothermic or exothermic. Explain your answer.

.....

- (ii) Choose **one** reaction in organic chemistry that is catalysed by AlCl_3 , and write the structural formulae of the reactants and products in the boxes below.



[3]

[Total: 7]

3 (a) Write equations, with state symbols, to define the following.

(i) the C–Br bond energy in CH₃Br

.....

(ii) the Al–Cl bond energy in AlCl₃

.....

[3]

(b) (i) Describe and explain the trend in bond energies of the bonds in Cl₂, Br₂ and I₂.

.....

.....

.....

(ii) Fluorine, F₂, does **not** follow this trend.

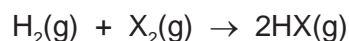
Suggest a possible reason why.

.....

.....

[3]

(c) (i) Use data from the *Data Booklet* to calculate the enthalpy change of the following reaction.



when X = Cl

$$\Delta H = \dots\dots\dots \text{kJ mol}^{-1}$$

when X = I

$$\Delta H = \dots\dots\dots \text{kJ mol}^{-1}$$

(ii) Use these results to describe and explain the trend in the thermal stabilities of the hydrides of Group VII.

.....

.....

.....

[5]

(d) Bromine reacts with hot NaOH(aq) to give a solution which on cooling produces white crystals of compound **A**.

A has the following percentage composition by mass: Na, 15.2; O, 31.8; Br, 53.0.

The remaining solution contains mostly NaBr, with a little of compound **A**.

(i) Calculate the empirical formula of **A**.

(ii) Construct an equation for the reaction between Br₂ and hot NaOH(aq).

.....
[4]

[Total: 15]

- 4 (a) The electrical conductivities of some Group IV elements are given below.

For
Examiner's
Use

element	electrical conductivity / $\Omega^{-1} \text{ cm}^{-1}$
C (graphite)	6.1×10^2
Si	2.5×10^{-6}
Ge	1.5×10^{-2}
Sn	9.2×10^4

From a consideration of the structures, suggest reasons for the following.

- (i) The electrical conductivity of silicon is less than that of graphite.

.....
.....

- (ii) The electrical conductivity of tin is more than that of germanium.

.....
.....

[2]

- (b) Using data from the *Data Booklet* where appropriate, write equations for the following reactions of compounds of Group IV elements.

- (i) the action of heat on $\text{PbO}_2(\text{s})$

.....

- (ii) $\text{PbO}_2(\text{s}) + \text{HCl}(\text{aq})$

.....

- (iii) $\text{SnO}(\text{s}) + \text{NaOH}(\text{aq})$

.....

- (iv) $\text{GeCl}_4(\text{l}) + \text{H}_2\text{O}(\text{l})$

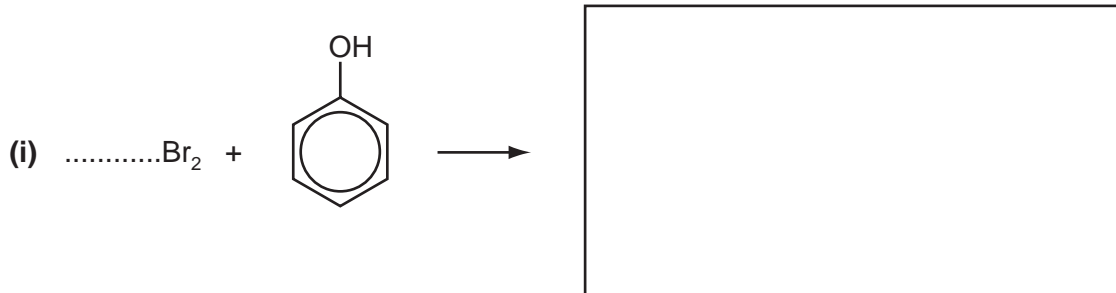
.....

[4]

[Total: 6]

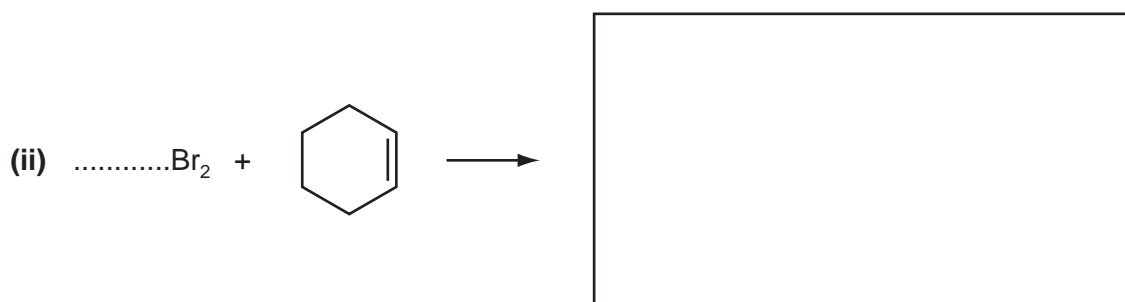
- 5 (a) Bromine reacts with a variety of organic compounds.
For each of the following reactions,

- complete and **balance the equation**, including the structural formula of the organic product,
- state the specific conditions (if any) under which the reaction takes place and the *type of reaction* that occurs.



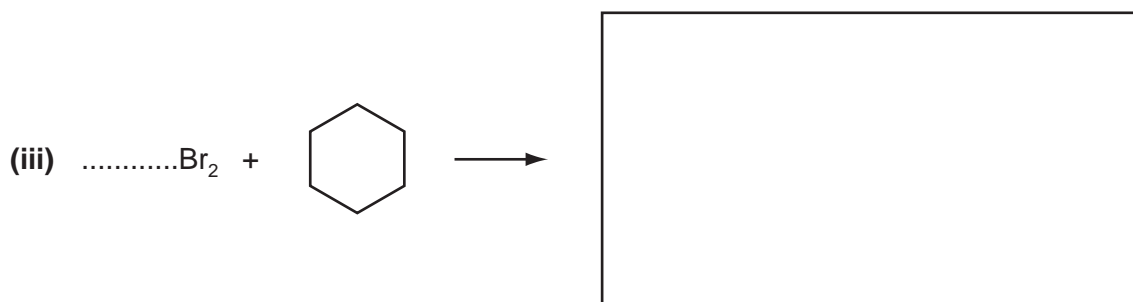
reaction conditions

type of reaction



reaction conditions

type of reaction

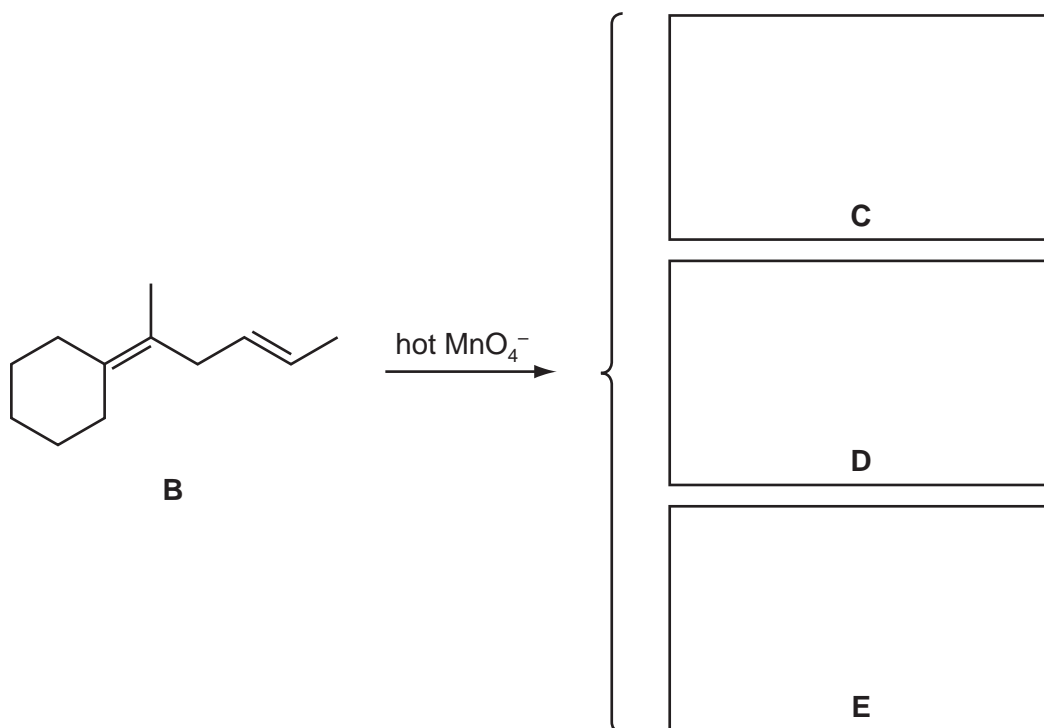


reaction conditions

type of reaction

[10]

- (b) When hydrocarbon **B** is heated with concentrated manganate(VII) ions, three organic compounds, **C**, **D** and **E**, are formed.



- (i) Suggest the identities of compounds **C**, **D** and **E**, drawing their structures in the boxes above.
- (ii) Use the relevant letter, **C**, **D** or **E**, to identify which of your compounds will react with each of the following reagents.
Each reagent may react with more than one of **C**, **D** and **E**, in which case state **all** the compounds that may react with each reagent.
- 2,4-dinitrophenylhydrazine
 - alkaline aqueous iodine
 - aqueous sodium hydroxide

[6]

[Total: 16]

- 6 Naturally-occurring α -amino acids, $\text{RCH}(\text{NH}_2)\text{CO}_2\text{H}$, can be classified as *amphiprotic* substances. An amphiprotic substance is one which can act as both a Brønsted-Lowry acid and base.

α -amino acid	R group
alanine	CH_3-
aspartic acid	HO_2CCH_2-
glycine	$\text{H}-$
lysine	$\text{H}_2\text{N}(\text{CH}_2)_4-$
threonine	$\text{CH}_3\text{CH}(\text{OH})-$
serine	HOCH_2-

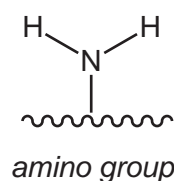
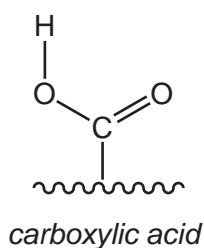
- (a) What is the Brønsted-Lowry definition of an acid?

.....

.....

[1]

- (b) (i) All α -amino acids are soluble in water since they can form hydrogen bonds with water molecules and can also exist as zwitterions. Draw diagrams to show how the carboxylic acid and amino groups of alanine can form hydrogen bonds with water molecules.



- (ii) Draw the structure of the zwitterionic form of glycine.

[5]

- (c) The amino acid alanine can be formed by the reaction of $\text{CH}_3\text{CHClCO}_2\text{H}$ with an excess of ammonia.
Outline a mechanism for this reaction using curly arrows.

[3]

- (d) Amino acids can form different ions at different pH values.
Suggest the structures of the ions formed from the α -amino acids below at the respective pH value.

lysine at pH 1	aspartic acid at pH 14

[2]

- (e) (i) How many different dipeptides is it possible to synthesise, each containing two of the three amino acids alanine, serine and lysine?

.....

- (ii) Write the structural formula of one of these dipeptides incorporating serine and alanine.

[3]

(f) Most naturally-occurring amino acids have a chiral centre and exhibit stereoisomerism.

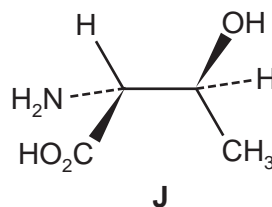
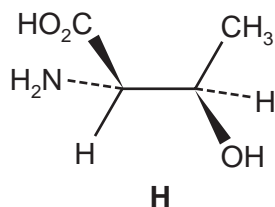
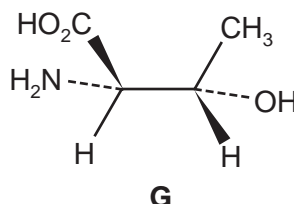
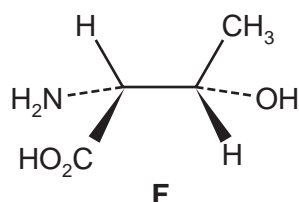
(i) Define the term *stereoisomerism*.

.....

.....

There are **four** optical isomers of threonine.

Some of these optical isomers are drawn below.

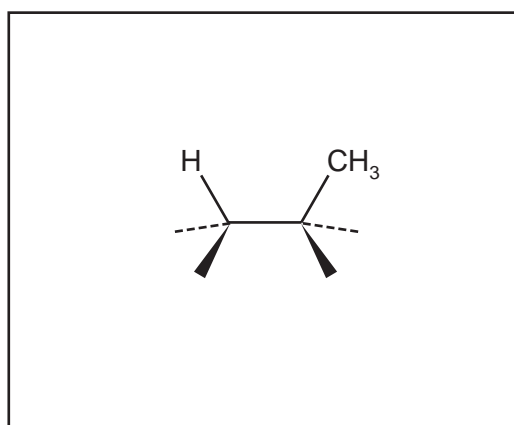


When answering this question, remember that completely free rotation about a C–C single bond occurs in these compounds.

(ii) Which of the structures **G**, **H** or **J** is identical to structure **F**?

(iii) The other two of the structures **G**, **H** or **J** represent **two** of the **three** other possible optical isomers of threonine.

Complete the following partial structure of the **fourth** optical isomer.



[3]

[Total: 17]

PLEASE TURN OVER FOR SECTION B

Section B

Answer **all** the questions in the spaces provided.

7 (a) Enzymes are particular types of proteins that catalyse chemical reactions. The efficiency of enzymes can be reduced by the presence of other substances known as inhibitors.

(i) State **one** example of a substance that can act as a *non-competitive* inhibitor in enzyme reactions.

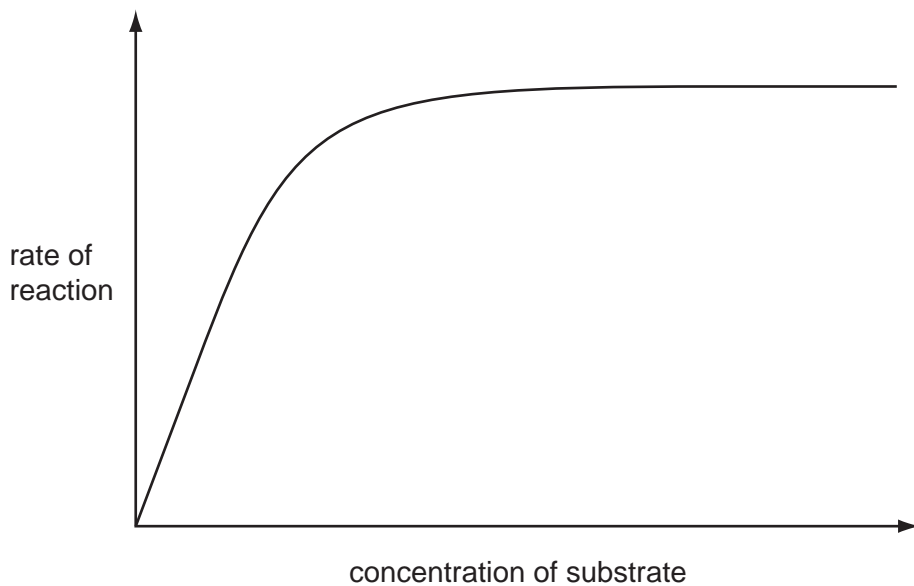
.....

(ii) For the inhibitor you have identified, explain why it is a non-competitive inhibitor.

.....

.....

(iii) The graph shows the rate of an enzyme-catalysed reaction against the substrate concentration in the absence of an inhibitor.



On the same axes, sketch a graph showing the rate of this reaction if a *competitive inhibitor* was present.

[4]

(b) DNA is responsible for encoding the amino acid sequence to produce proteins.

Ribosome, tRNA and mRNA are all involved in the process of protein synthesis.

(i) Write ribosome, tRNA and mRNA in the boxes below to show the correct sequence in which they are involved.



(ii) Sequences of three bases code for specific amino acids. The code UGA however does not usually code for an amino acid. Suggest its use.

.....
[3]

(c) Much of the energy used in biochemical reactions is provided by the hydrolysis of the molecule ATP.

(i) What are the breakdown products of the hydrolysis of ATP?

.....

(ii) Give **two** uses for the energy released by ATP hydrolysis in cells.

1.

2.

[3]

[Total: 10]

8 Instrumental analysis plays an increasingly important role in modern chemistry. Two important techniques are NMR spectroscopy and X-ray crystallography.

- (a) Both techniques use part of the electromagnetic spectrum. Which technique uses radiation with the longer wavelength, and in which part of the spectrum is it found?

.....
[1]

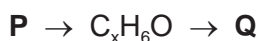
- (b) NMR spectroscopy provides detailed information about protons, but X-ray crystallography is unable to detect them. Explain these facts.

.....
.....
.....
.....
[2]

- (c) The protein found in hair contains the amino acid cysteine, $C_3H_7SNO_2$. Crystalline cysteine was examined using X-ray crystallography. State which atom produced the strongest reflection, explaining your answer.

.....
.....
[1]

- (d) Compound **P** is an alcohol that can be converted into compound **Q** in the following reaction sequence.

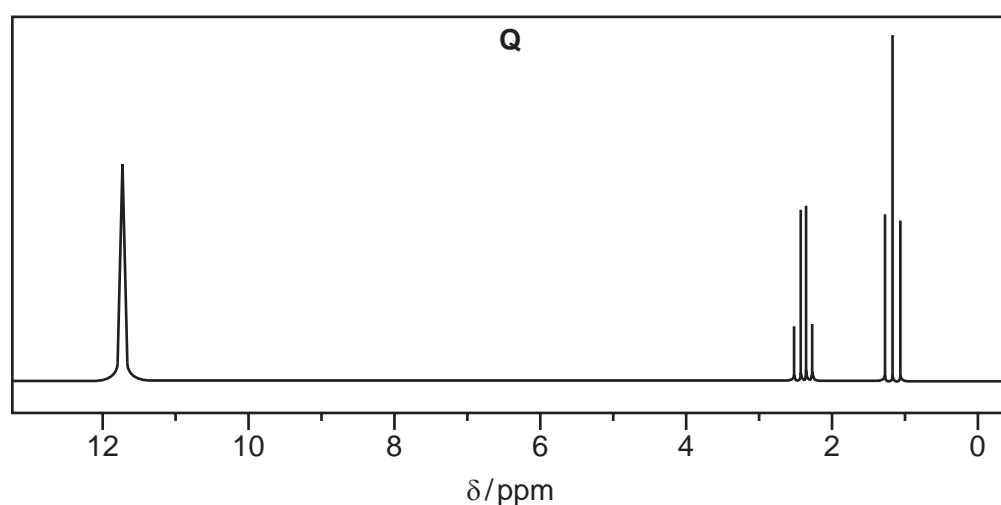
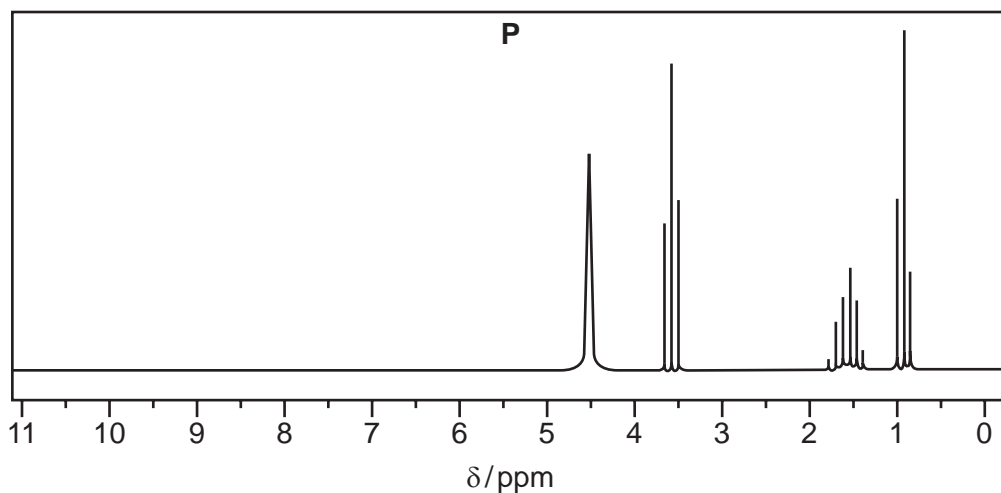


Spectral analyses of **P** and **Q** were carried out.

- (i) The mass spectrum of **P** shows an $M:M+1$ peak ratio of 4.5:0.15. Calculate the number of carbon atoms in **P**.

The NMR spectra of **P** and **Q** are shown below.

For
Examiner's
Use



- (ii) In the spectrum of **P**, clearly label the peak due to the -OH group with an **X**.
- (iii) State how many different proton environments are present in compound **Q**.
.....
- (iv) What evidence is there in these spectra that **P** is a primary rather than a secondary alcohol?
.....
.....
.....
- (v) Draw a structure for **Q**.

[6]

[Total: 10]

- 9 Until 1985, carbon was thought to exist in only two structural forms or *allotropes*. In 1985 another form, buckminsterfullerene, was discovered, in which the carbon exists as spherical molecules.

(a) The other two forms of carbon have very different structures.

(i) Name these two forms.

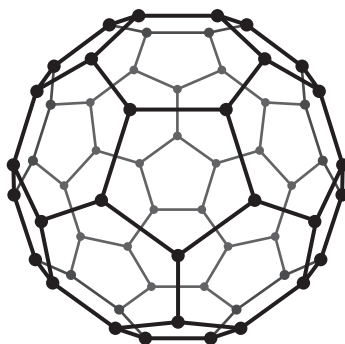
..... and

(ii) Give **three** differences in physical properties between these two forms.

.....

[4]

(b) The diagram shows the structure of buckminsterfullerene.



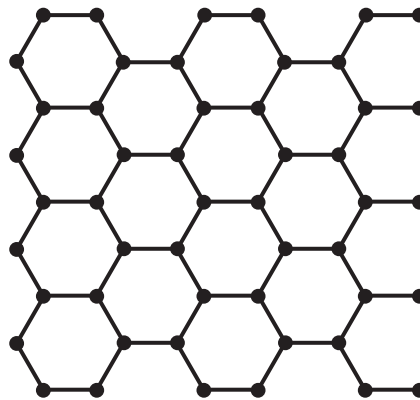
buckminsterfullerene

The molecule of buckminsterfullerene contains 60 carbon atoms. Suggest a reason why buckminsterfullerene reacts with hydrogen under suitable conditions and give a formula for the product.

.....

[2]

- (c) In 2010, two scientists from the University of Manchester were awarded the Nobel Prize for Physics for their work on graphene, a new structural form of carbon. Graphene is one of the new 'nano-materials' being developed for commercial uses in the next 10 years.



graphene

- (i) Graphene is in the form of sheets of carbon one atom thick. Calculate the number of carbon atoms present in a sheet of graphene with a mass of one thousandth of a gram (0.001 g).

The number of hexagons in a large sheet of graphene can be assumed to be one half of the number of carbon atoms. Each hexagon has an area of 690 nm².

- (ii) Calculate the area of the sheet of graphene in (i).

area of sheet = nm²

- (iii) Would you expect samples of graphene and buckminsterfullerene to be electrical conductors? Explain your answers.

graphene

.....

buckminsterfullerene

.....

[4]

[Total: 10]

Permission to reproduce items where third-party owned material protected by copyright is included has been sought and cleared where possible. Every reasonable effort has been made by the publisher (UCLES) to trace copyright holders, but if any items requiring clearance have unwittingly been included the publisher will be pleased to make amends at the earliest possible opportunity.

University of Cambridge International Examinations is part of the Cambridge Assessment Group. Cambridge Assessment is the brand name of University of Cambridge Local Examinations Syndicate (UCLES), which is itself a department of the University of Cambridge.