



UNIVERSITY OF CAMBRIDGE INTERNATIONAL EXAMINATIONS
General Certificate of Education
Advanced Subsidiary Level and Advanced Level

BIOLOGY

9700/33

Advanced Practical Skills 1

May/June 2012

CONFIDENTIAL INSTRUCTIONS

Great care should be taken to ensure that any confidential information given, including the identity of material on microscope slides where appropriate, does not reach the candidates either directly or indirectly.



If you have any problems or queries regarding these Instructions, please contact CIE
by e-mail: International@cie.org.uk
by phone: +44 1223 553554
by fax: +44 1223 553558
stating the Centre number, the nature of the query and the syllabus number quoted above.

This document consists of **8** printed pages.



Instructions for preparing apparatus

These instructions give details of the apparatus required by each candidate for each experiment in this paper. A summary of the questions that will be presented to the candidates is included, where appropriate, to allow the Biology teacher to test the apparatus appropriately. **No access to the Question Paper is permitted in advance of the examination.** Centres are reminded that candidates are expected to follow the instructions on the Question Paper and record all their results. They will not be penalised if these results are not what they expect.

The Supervisor should make sure that the Supervisor's Report is fully completed and a copy is enclosed with each packet of scripts.

If a candidate breaks any of the apparatus, or loses any of the material supplied, the matter should be rectified and a note made in the Supervisor's Report.

Candidates must be provided with a microscope with:

- Eyepiece lens, $\times 10$ (equal to 16 mm or $\frac{2}{3}$ ")
- Low-power objective lens, $\times 10$ (equal to 16 mm or $\frac{2}{3}$ ")
- High-power objective lens, $\times 40$ (equal to 4 mm or $\frac{1}{6}$ ")
- Eyepiece graticule fitted within the eyepiece and visible in focus at the same time as the specimen.

Each candidate must have sole, uninterrupted, use of the microscope for at least 55 minutes.

To avoid confusion, CIE request that only the lenses specified above are fitted in the microscopes used in the examination. Any lenses which are **not** $\times 10$ or $\times 40$ should be removed or replaced.

Supervisors are advised to remind candidates that **all** substances in the examination should be treated with caution. Pipette fillers and safety goggles should be used where necessary.

In accordance with the COSHH (Control of Substances Hazardous to Health) Regulations, operative in the UK, a hazard appraisal of the examination has been carried out.

The following codes are used where relevant.

C = corrosive substance

H = harmful or irritating substance

T = toxic substance

F = highly flammable substance

O = oxidising substance

N = harmful to environment

Centres are reminded that they are **not** permitted to open the Question Paper envelopes before the examination. Centres are also referred to the Handbook for Centres.

If there are any difficulties with any aspect of setting up this practical examination that the Centre is not able to resolve, it is essential for Centres to contact the Product Manager as soon as possible by **e-mail** to international@cie.org.uk, by **fax** to +44 1223 553558 or by **phone** to +44 1223 553554.

Confidential Instructions

Each candidate should have a **mm ruler** for use in both questions.

Each candidate will require:

Question 1

- The pieces of onion must be soaked in each of the concentrations of sodium chloride solution for at least one hour before the examination. The pieces of onion may be left to soak overnight in covered containers to prevent evaporation. More of the pre-soaked pieces of onion should be available if requested by candidates.
- Fresh **S1**, **S2**, **S3** and **S4** are needed for each candidate.
- Solutions and reagents provided to the candidates should be supplied in a suitable beaker, or container, for removal of the solution using a syringe.

Summary of solutions and reagents:

labelled	contents	hazard	concentration / mol dm ⁻³	volume / cm ³
S1	sodium chloride solution containing one piece of onion	none	0.8	approximately 80 to 90 (enough to cover one piece of onion)
S2	sodium chloride solution containing one piece of onion	none	0.4	approximately 80 to 90 (enough to cover one piece of onion)
S3	sodium chloride solution containing one piece of onion	none	0.2	approximately 80 to 90 (enough to cover one piece of onion)
S4	sodium chloride solution containing one piece of onion	none	0.3	approximately 80 to 90 (enough to cover one piece of onion)

It is advisable to wear safety glasses/goggles when handling chemicals.

Preparation of solutions and reagents:

- (i) **S1**, at least 80 cm³ to 90 cm³ of 0.8 mol dm⁻³ sodium chloride solution in a beaker or container, labelled **S1**.

This is prepared by dissolving 46.8 g of sodium chloride in 500 cm³ of distilled water and making up to 1 dm³ with distilled water.
This is sufficient for 10 candidates.

- (ii) **S2**, at least 80 cm³ to 90 cm³ of 0.40 mol dm⁻³ sodium chloride solution in a beaker or container, labelled **S2**.

This is prepared by dissolving 23.4 g of sodium chloride in 500 cm³ of distilled water and making up to 1 dm³ with distilled water.
This is sufficient for 10 candidates.

- (iii) **S3**, at least 80 cm³ to 90 cm³ of 0.20 mol dm⁻³ sodium chloride solution in a beaker or container, labelled **S3**.

This is prepared by dissolving 11.7 g of sodium chloride in 500 cm³ of distilled water and making up to 1 dm³ with distilled water.
This is sufficient for 10 candidates.

- (iv) **S4**, at least 80 cm³ to 90 cm³ of 0.30 mol dm⁻³ sodium chloride solution in a beaker or container, labelled **S4**.

This is prepared by dissolving 17.6 g of sodium chloride in 500 cm³ of distilled water and making up to 1 dm³ with distilled water.
This is sufficient for 10 candidates.

All solutions and reagents should be disposed of according to local safety regulations.

Preparation of pieces of onion:

- Candidates should **not** be given red onion. Onions with white flesh should be used, either with dry brown scales (yellow onion) or with dry white scales (white onion).
- The onions should be as fresh as possible to avoid the effects of storage.
- The pieces of onion must be left in the solutions for at least one hour before the examination. The pieces of onion may be prepared the day before and left overnight in the solutions, with the containers covered to prevent evaporation.

(i) Cut off the top and bottom of the onion.

(ii) Remove the outer dry scales.

(iii) Cut the onion into pieces as in Fig. 1.1.

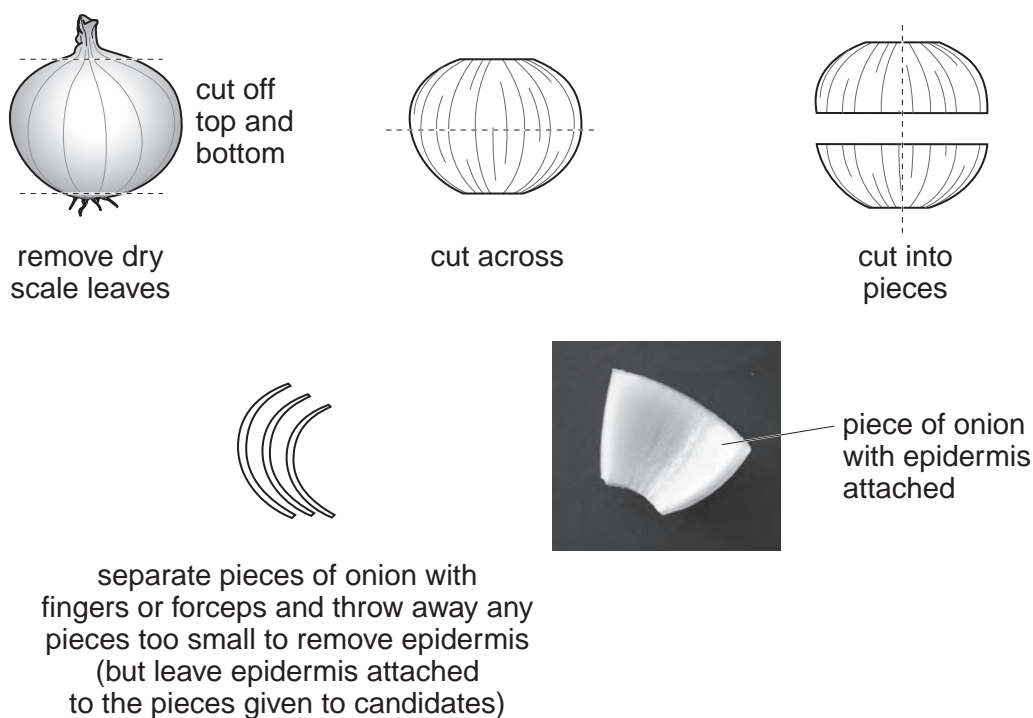


Fig. 1.1

- (iv) Place the number of pieces of onion required for all the candidates with some spares into large containers with enough of the sodium chloride solutions, **S1**, **S2**, **S3** and **S4** to submerge the onion pieces. Cover the containers.

Apparatus for each candidate:

Apparatus	Quantity	✓
Glass pipette with teat or plastic pipette	1	
Container with tap water, labelled For washing	1	
Container, labelled For waste	1	
Paper towels	8	
Microscope with: <ul style="list-style-type: none"> • Eyepiece lens, $\times 10$ (equal to 16 mm or $\frac{2}{3}$") • Low-power objective lens, $\times 10$ (equal to 16 mm or $\frac{2}{3}$") • High-power objective lens, $\times 40$ (equal to 4 mm or $\frac{1}{6}$") • Eyepiece graticule fitted in eyepiece lens 	1	
Microscope slides and coverslips	4	
White tile	1	
Scalpel or sharp blade	1	
Blunt forceps	1	
Seeker or mounted needle	2	
Glass marker pen	1	
Safety goggles/glasses	1	

Each candidate must have sole, uninterrupted use of the microscope for 55 minutes. Therefore, half of the candidates should start on **Question 1** and the other half start on **Question 2**.

During the examination, the Supervisor should, **out of the sight of the candidates**, carry out **Question 1** using the same solutions and reagents as the candidates. These results should be written in the Supervisor's Report (**not** on a spare Question Paper) which should be enclosed with the candidates' scripts. Please ensure that if the scripts are in several packets that a copy of the Supervisor's Report is enclosed with each packet of scripts. The Invigilator should **not** carry out **Question 1**.

Question 2

- Fresh **Y**, **O**, **W** are needed for each candidate.

Summary of solutions and reagents:

labelled	contents	volume / cm ³
Y	egg yolk in a syringe (note: needles are not required and should not be given to candidates)	2
O	vegetable oil	20
W	distilled water	40

It is advisable to wear safety glasses/goggles when handling chemicals.

Preparation of solutions and reagents:

- (i) **Y**, 2 cm³ of egg yolk in a 2.5/2.0 cm³ syringe, labelled **Y**. Put the syringe in a small beaker or container to keep upright. The syringe must be able to fit into the test-tube provided.

This is prepared by cracking open an egg (hen's egg or similar) and separating the egg yolk from the white. Use the syringe, **Y** to suck up 2 cm³ of egg yolk.

It is recommended to wash your hands after handling the raw eggs.

Depending on yolk size, one egg is sufficient for at least 5 candidates.

- (ii) **O**, 20 cm³ of vegetable cooking oil (for example sunflower oil, olive oil, grapeseed oil) in a small beaker or container, labelled **O**.
- (iii) **W**, at least 40 cm³ of distilled water in a beaker or container, labelled **W**.

All solutions should be disposed of according to local safety regulations.

Apparatus for each candidate:

Apparatus	Quantity	✓
10 cm ³ syringe (note: needles are not required and should not be given to candidates)	1	
Container with tap water, labelled For washing	1	
Container, labelled For waste	1	
Paper towels	8	
Test-tube	2	
Bung to fit the test-tube	1	
Test-tube rack or container to hold 2 test-tubes	1	
Hand lens	1	
Ruler in mm	1	
Stopclock, stopwatch or sight of a clock with a second hand	1	
Glass marker pen (can be the same marker as used for question 1)	1	
Safety goggles/glasses	1	

During the examination, the Supervisor should, **out of the sight of the candidates**, carry out **Question 2** using the same reagent as the candidates. These results should be written in the Supervisor's report (**not** on a spare Question Paper) which should be enclosed with the candidates' scripts. Please ensure that if the scripts are in several packets that a copy of the Supervisor's report is enclosed with each packet of scripts. The Invigilator should **not** carry out **Question 2**.

MATERIALS TO BE SUPPLIED BY CAMBRIDGE

- (i) Question Papers

note: no slide is required.

RETURN OF EXAMINATION MATERIALS TO CAMBRIDGE

There is no material to return to Cambridge.

REPORT FORM

The teacher responsible for the examination is asked to fill in the Report Form in these Confidential Instructions. For Centres where more than one script package is used, there must be a copy of the completed Report Form in each script package.

These Report Forms are vital in order to allow the examiners to assess all candidates as fairly as possible and should always be completed by every Centre.

A copy of the seating plan for the examination room must also be enclosed in each script package.

Permission to reproduce items where third-party owned material protected by copyright is included has been sought and cleared where possible. Every reasonable effort has been made by the publisher (UCLES) to trace copyright holders, but if any items requiring clearance have unwittingly been included, the publisher will be pleased to make amends at the earliest possible opportunity.

University of Cambridge International Examinations is part of the Cambridge Assessment Group. Cambridge Assessment is the brand name of University of Cambridge Local Examinations Syndicate (UCLES), which is itself a department of the University of Cambridge.

This form should be completed and sent to the Examiner with the scripts.

REPORT ON PRACTICAL BIOLOGY

A Level

May/June Session 2012

The Supervisor or Teacher responsible for the subject should provide the following information.

1. Was any difficulty experienced in providing the necessary materials? If so, give brief details.

2. Give details of any difficulties experienced by particular candidates, giving names and candidate numbers. Reference should be made to:
 - (a) difficulties arising from faulty specimens or microscopes;
 - (b) accidents to apparatus or materials;
 - (c) assistance provided in case of colour-blindness;
 - (d) any other information that is likely to assist the Examiner, especially if this cannot be discovered from the scripts.

All other cases of individual hardship, e.g. illness or disability, should be reported direct to CIE on the normal 'Special Consideration Form' as detailed in Part 6 of the Handbook for Centres.

3. During the examination, the Supervisor should, **out of sight of the candidates**, carry out **Question 1** and **Question 2**, using the same solutions and reagents as the candidate. These results should be written in the Supervisor's Report which should be enclosed with the candidates' scripts. If the scripts are in several packets, please ensure that a copy of the Supervisor's Report is enclosed with each packet of scripts.
The Invigilator should **not** carry out **Question 1** or **Question 2**.

Temperature of examination room °C



Results of **Question 1**:

Results of **Question 2**:



P

Q

Q (with egg yolk)

P

Q (with egg yolk)



- 4. Enclose a plan of work benches with the scripts, giving details of the candidate numbers for the places occupied by the candidates for each session on a separate piece of paper.

Declaration (to be signed by the Principal)

The preparation of this practical examination has been carried out so as to maintain fully the security of the examination.

Signed

Name (in block capitals)

Centre number (for enclosed scripts).....

Centre name

If scripts are required by CIE to be despatched in more than one envelope, it is essential that a copy of the relevant Supervisor's Report and the appropriate seating plan(s) are sent inside **each envelope**.

