

Surname		Other Names	
Centre Number		Candidate Number	
Candidate Signature			

Leave blank

General Certificate of Education
 June 2005
 Advanced Level Examination



**PHYSICS (SPECIFICATION A)
 Practical (Units 5-9)**

PHAP

Wednesday 25 May 2005 Morning Session

In addition to this paper you will require:

- a calculator,
- a pencil and a ruler.

Time allowed: 1 hour 45 minutes

Instructions

- Use blue or black ink or ball-point pen.
- Fill in the boxes at the top of this page.
- Answer **both** questions in the spaces provided. All working must be shown.
- Do all rough work in this book. Cross through any work you do not want marked.

Information

- The maximum mark for this paper is 30.
- Mark allocations are shown in brackets.
- The paper carries 5% of the total marks for Physics Advanced.
- A *Data Sheet* is provided on pages 3 and 4. You may wish to detach this perforated sheet at the start of the examination.
- You are expected to use a calculator where appropriate.
- You are advised to spend no more than 30 minutes on Question 1.

For Examiner's Use			
Number	Mark	Number	Mark
1			
2			
Total (Column 1)		→	
Total (Column 2)		→	
TOTAL			
Examiner's Initials			

Data Sheet

- A perforated Data Sheet is provided as pages 3 and 4 of this question paper.
- This sheet may be useful for answering some of the questions in the examination.
- You may wish to detach this sheet before you begin work.

Fundamental constants and values				Mechanics and Applied Physics		Fields, Waves, Quantum Phenomena	
Quantity	Symbol	Value	Units				
speed of light in vacuo	c	3.00×10^8	m s^{-1}	$v = u + at$		$g = \frac{F}{m}$	
permeability of free space	μ_0	$4\pi \times 10^{-7}$	H m^{-1}	$s = \left(\frac{u+v}{2}\right)t$		$g = -\frac{GM}{r^2}$	
permittivity of free space	ϵ_0	8.85×10^{-12}	F m^{-1}	$s = ut + \frac{at^2}{2}$		$g = -\frac{\Delta V}{\Delta x}$	
charge of electron	e	1.60×10^{-19}	C	$v^2 = u^2 + 2as$		$V = -\frac{GM}{r}$	
the Planck constant	h	6.63×10^{-34}	J s	$F = \frac{\Delta(mv)}{\Delta t}$		$a = -(2\pi f)^2 x$	
gravitational constant	G	6.67×10^{-11}	$\text{N m}^2 \text{kg}^{-2}$	$P = Fv$		$v = \pm 2\pi f \sqrt{A^2 - x^2}$	
the Avogadro constant	N_A	6.02×10^{23}	mol^{-1}	$\text{efficiency} = \frac{\text{power output}}{\text{power input}}$		$x = A \cos 2\pi ft$	
molar gas constant	R	8.31	$\text{J K}^{-1} \text{mol}^{-1}$	$\omega = \frac{v}{r} = 2\pi f$		$T = 2\pi \sqrt{\frac{m}{k}}$	
the Boltzmann constant	k	1.38×10^{-23}	J K^{-1}	$a = \frac{v^2}{r} = r\omega^2$		$T = 2\pi \sqrt{\frac{L}{g}}$	
the Stefan constant	σ	5.67×10^{-8}	$\text{W m}^{-2} \text{K}^{-4}$	$I = \sum mr^2$		$\lambda = \frac{\omega s}{D}$	
the Wien constant	α	2.90×10^{-3}	m K	$E_k = \frac{1}{2} I\omega^2$		$d \sin \theta = n\lambda$	
electron rest mass	m_e	9.11×10^{-31}	kg	$\omega_2 = \omega_1 + at$		$\theta = \frac{\lambda}{D}$	
(equivalent to $5.5 \times 10^{-4} \text{u}$)				$\theta = \omega_1 t + \frac{1}{2} at^2$		$i n_2 = \frac{\sin \theta_1}{\sin \theta_2} = \frac{c_1}{c_2}$	
electron charge/mass ratio	e/m_e	1.76×10^{11}	C kg^{-1}	$\omega_2^2 = \omega_1^2 + 2a\theta$		$i n_2 = \frac{n_2}{n_1}$	
proton rest mass	m_p	1.67×10^{-27}	kg	$\theta = \frac{1}{2} (\omega_1 + \omega_2)t$		$\sin \theta_c = \frac{1}{n}$	
(equivalent to 1.00728u)				$T = I\alpha$		$E = hf$	
proton charge/mass ratio	e/m_p	9.58×10^7	C kg^{-1}	$\text{angular momentum} = I\omega$		$hf = \phi + E_k$	
neutron rest mass	m_n	1.67×10^{-27}	kg	$W = T\theta$		$hf = E_1 - E_2$	
(equivalent to 1.00867u)				$P = T\omega$		$\lambda = \frac{h}{p} = \frac{h}{mv}$	
gravitational field strength	g	9.81	N kg^{-1}	$\text{angular impulse} = \text{change of angular momentum} = Tt$		$c = \frac{1}{\sqrt{\mu_0 \epsilon_0}}$	
acceleration due to gravity	g	9.81	m s^{-2}	$\Delta Q = \Delta U + \Delta W$		Electricity	
atomic mass unit	u	1.661×10^{-27}	kg	$\Delta W = p\Delta V$		$\epsilon = \frac{E}{Q}$	
(1u is equivalent to 931.3 MeV)				$pV^\gamma = \text{constant}$		$\epsilon = I(R+r)$	
Fundamental particles				$\text{work done per cycle} = \text{area of loop}$		$\frac{1}{R_T} = \frac{1}{R_1} + \frac{1}{R_2} + \frac{1}{R_3} + \dots$	
<i>Class</i>	<i>Name</i>	<i>Symbol</i>	<i>Rest energy</i>	$\text{input power} = \text{calorific value} \times \text{fuel flow rate}$		$R_T = R_1 + R_2 + R_3 + \dots$	
			/MeV	$\text{indicated power as (area of } p-V \text{ loop)} \times (\text{no. of cycles/s}) \times (\text{no. of cylinders})$		$P = I^2 R$	
photon	photon	γ	0	$\text{friction power} = \text{indicated power} - \text{brake power}$		$E = \frac{F}{Q} = \frac{V}{d}$	
lepton	neutrino	ν_e	0	$\text{efficiency} = \frac{W}{Q_{in}} = \frac{Q_{in} - Q_{out}}{Q_{in}}$		$E = \frac{1}{4\pi\epsilon_0} \frac{Q}{r^2}$	
		ν_μ	0	$\text{maximum possible efficiency} = \frac{T_H - T_C}{T_H}$		$E = \frac{1}{2} QV$	
	electron	e^\pm	0.510999			$F = BI l$	
	muon	μ^\pm	105.659			$F = BQv$	
mesons	pion	π^\pm	139.576			$Q = Q_0 e^{-t/RC}$	
		π^0	134.972			$\Phi = \frac{BA}{\mu}$	
	kaon	K^\pm	493.821				
		K^0	497.762				
baryons	proton	p	938.257				
	neutron	n	939.551				
Properties of quarks							
<i>Type</i>	<i>Charge</i>	<i>Baryon number</i>	<i>Strangeness</i>				
u	$+\frac{2}{3}$	$+\frac{1}{3}$	0				
d	$-\frac{1}{3}$	$+\frac{1}{3}$	0				
s	$-\frac{1}{3}$	$+\frac{1}{3}$	-1				
Geometrical equations							
arc length = $r\theta$							
circumference of circle = $2\pi r$							
area of circle = πr^2							
area of cylinder = $2\pi rh$							
volume of cylinder = $\pi r^2 h$							
area of sphere = $4\pi r^2$							
volume of sphere = $\frac{4}{3}\pi r^3$							

$$\text{magnitude of induced e.m.f.} = N \frac{\Delta\Phi}{\Delta t}$$

$$I_{\text{rms}} = \frac{I_0}{\sqrt{2}}$$

$$V_{\text{rms}} = \frac{V_0}{\sqrt{2}}$$

Mechanical and Thermal Properties

$$\text{the Young modulus} = \frac{\text{tensile stress}}{\text{tensile strain}} = \frac{F l}{A e}$$

$$\text{energy stored} = \frac{1}{2} Fe$$

$$\Delta Q = mc \Delta\theta$$

$$\Delta Q = ml$$

$$pV = \frac{1}{3} Nmc^2$$

$$\frac{1}{2} mc^2 = \frac{3}{2} kT = \frac{3RT}{2N_A}$$

Nuclear Physics and Turning Points in Physics

$$\text{force} = \frac{eV_p}{d}$$

$$\text{force} = Bev$$

$$\text{radius of curvature} = \frac{mv}{Be}$$

$$\frac{eV}{d} = mg$$

$$\text{work done} = eV$$

$$F = 6\pi\eta rv$$

$$I = k \frac{J_0}{x^2}$$

$$\frac{\Delta N}{\Delta t} = -\lambda N$$

$$\lambda = \frac{h}{\sqrt{2}meV}$$

$$N = N_0 e^{-\lambda t}$$

$$T_{\frac{1}{2}} = \frac{\ln 2}{\lambda}$$

$$R = r_0 A^{\frac{1}{3}}$$

$$E = mc^2 = \frac{m_0 c^2}{\left(1 - \frac{v^2}{c^2}\right)^{\frac{1}{2}}}$$

$$l = l_0 \left(1 - \frac{v^2}{c^2}\right)^{\frac{1}{2}}$$

$$t = \frac{t_0}{\left(1 - \frac{v^2}{c^2}\right)^{\frac{1}{2}}}$$

Astrophysics and Medical Physics

Body	Mass/kg	Mean radius/m
Sun	2.00×10^{30}	7.00×10^8
Earth	6.00×10^{24}	6.40×10^6

$$1 \text{ astronomical unit} = 1.50 \times 10^{11} \text{ m}$$

$$1 \text{ parsec} = 206265 \text{ AU} = 3.08 \times 10^{16} \text{ m} = 3.26 \text{ ly}$$

$$1 \text{ light year} = 9.45 \times 10^{15} \text{ m}$$

$$\text{Hubble constant } (H) = 65 \text{ kms}^{-1} \text{ Mpc}^{-1}$$

$$M = \frac{\text{angle subtended by image at eye}}{\text{angle subtended by object at unaided eye}}$$

$$M = \frac{f_o}{f_e}$$

$$m - M = 5 \log \frac{d}{10}$$

$$\lambda_{\text{max}} T = \text{constant} = 0.0029 \text{ m K}$$

$$v = Hd$$

$$P = \sigma AT^4$$

$$\frac{\Delta f}{f} = \frac{v}{c}$$

$$\frac{\Delta \lambda}{\lambda} = -\frac{v}{c}$$

$$R_s \approx \frac{2GM}{c^2}$$

Medical Physics

$$\text{power} = \frac{1}{f}$$

$$\frac{1}{u} + \frac{1}{v} = \frac{1}{f} \text{ and } m = \frac{v}{u}$$

$$\text{intensity level} = 10 \log \frac{I}{I_0}$$

$$I = I_0 e^{-\mu x}$$

$$\mu_m = \frac{\mu}{\rho}$$

Electronics

Resistors

Preferred values for resistors (E24)
 Series: 1.0 1.1 1.2 1.3 1.5 1.6 1.8 2.0 2.2 2.4 2.7 3.0 3.3 3.6 3.9 4.3 4.7 5.1 5.6 6.2 6.8 7.5 8.2 9.1 ohms
 and multiples that are ten times greater

$$Z = \frac{V_{\text{rms}}}{I_{\text{rms}}}$$

$$\frac{1}{C_T} = \frac{1}{C_1} + \frac{1}{C_2} + \frac{1}{C_3} + \dots$$

$$C_T = C_1 + C_2 + C_3 + \dots$$

$$X_C = \frac{1}{2\pi f C}$$

Alternating Currents

$$f = \frac{1}{T}$$

Operational amplifier

$$G = \frac{V_{\text{out}}}{V_{\text{in}}} \text{ voltage gain}$$

$$G = -\frac{R_f}{R_1} \text{ inverting}$$

$$G = 1 + \frac{R_f}{R_1} \text{ non-inverting}$$

$$V_{\text{out}} = -R_f \left(\frac{V_1}{R_1} + \frac{V_2}{R_2} + \frac{V_3}{R_3} \right) \text{ summing}$$

TURN OVER FOR THE FIRST QUESTION

Answer **both** questions.

You are advised to spend more than 30 minutes on Question 1.

- 1 A liquid is placed in a vertical cylindrical container that is made to rotate about its axis. Once all the liquid is rotating with the same angular velocity as the container, the surface of the liquid takes the shape of a parabola and may then be used as a mirror.

A property of such mirrors is that any incident light ray, parallel to the central axis, is reflected back through a single point called the focal point.

The distance between the focal point and the centre of the mirror is called the focal length of the mirror, as shown in **Figure 1**.

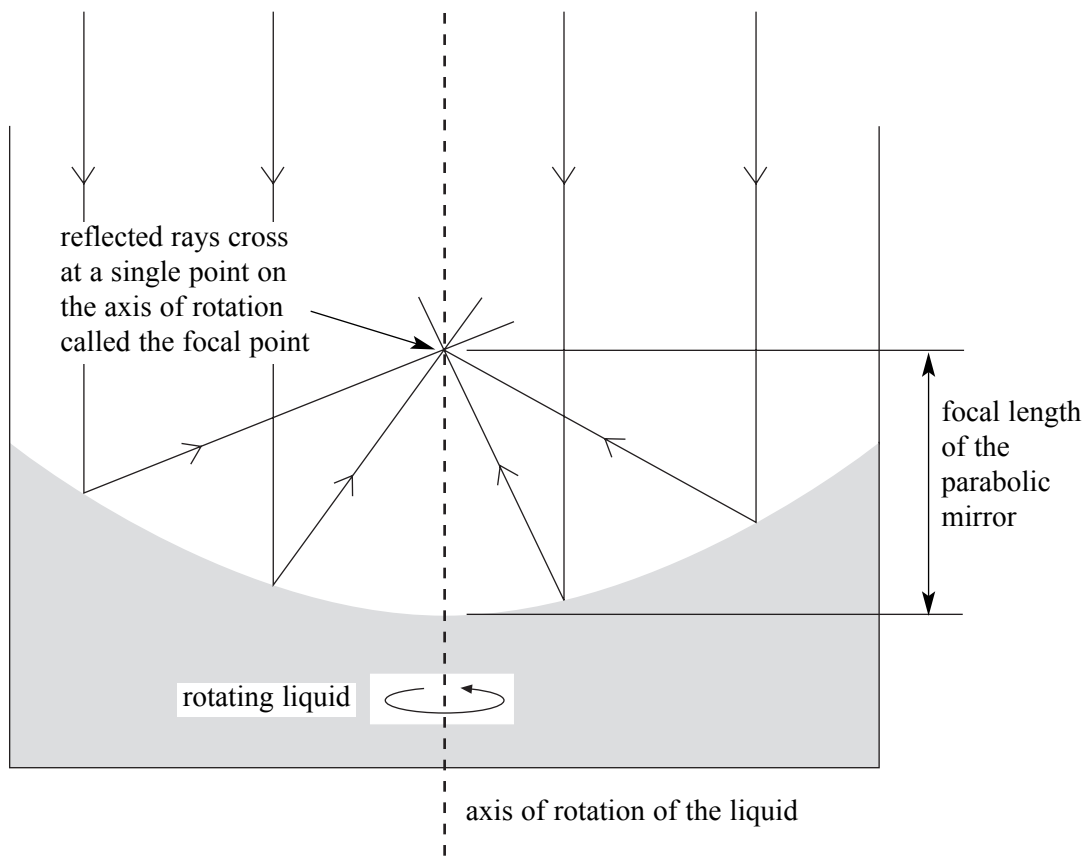


Figure 1

A student is investigating the light reflected from the surface of the rotating liquid and discovers that an LDR can be used to see how the intensity of the reflected light varies along the axis of rotation of the liquid.

The LDR is positioned over a small hole in a piece of card. The LDR and card are then aligned with the axis of rotation of the liquid (see **Figure 2**).

The student realises that if this arrangement is moved vertically up or down, through the focal point, then the position of the focal point can be found.

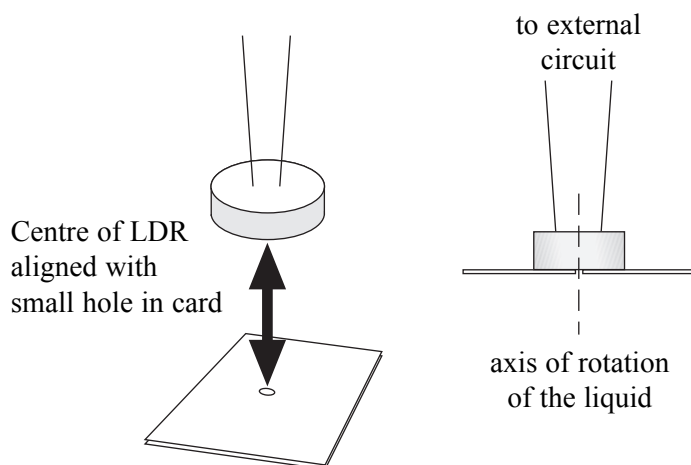


Figure 2

It is suggested to the student that the focal length of the reflecting surface, f , is related to the period of rotation of the liquid, T , by an equation of the form

$$f \propto T^2.$$

Design an experiment that uses the idea outlined in **Figure 2** to test if this suggestion is correct.

You should assume that the normal laboratory apparatus used in schools and colleges is available to you, as is a variable speed motorised turntable and a supply of liquid with suitable reflective surface properties.

You may wish to draw a diagram to illustrate your answer.

You should also include the following in your answer:

- The quantities you intend to measure and how you will measure them.
- How you propose to use your measurements to test whether the suggested relationship between f and T is correct.
- Any factors you will need to control and how you will do this.
- How you could overcome any difficulties in obtaining reliable results.

Write your answers to Question 1 on **pages 8 and 9** of this booklet.

(8 marks)

Handwriting practice area consisting of 25 horizontal dotted lines.

2 In this experiment you will investigate the oscillation of a metre ruler and a half-metre ruler on cylindrical surfaces of different diameters.

No description of the experiment is required.

You are provided with three lengths of plastic cylindrical drainpipe of different diameters. The drainpipe of largest diameter has been clamped to the bench in such a way that the pipe retains its circular cross-section when the G-clamp is tightened.

(a) (i) Make suitable measurements to determine the external diameter, d , of each drainpipe.

.....
.....
.....
.....
.....
.....

(ii) Use the micrometer screw gauge to measure the thickness of the half-metre ruler and the thickness of the metre ruler.
Record below the thickness, t , of each ruler.


half-metre ruler of length, $l = 0.50$ m

.....
.....
.....
.....

metre ruler of length, $l = 1.00$ m

.....
.....
.....
.....

(2 marks)



- (e) (i) Make a labelled sketch of the apparatus to show the positioning of the fiducial mark used.

Explain why you chose this position for the fiducial mark.

.....

.....

.....

- (ii) The amplitude of the oscillations decreases due to the effects of air damping on the ruler: this presents a difficulty in making accurate measurements of T . Explain the nature of this difficulty and suggest how this might be overcome.

.....

.....

.....

.....

.....

- (iii) For a uniform ruler of length l and thickness t , performing simple harmonic motion of period T , on a cylindrical tube of constant diameter d , theory suggests that

$$T^2 \propto \frac{l^2}{d-t}$$

Hence explain how the period will change if the ruler is **not** kept perpendicular to the axis of the drainpipe when oscillating.

.....

.....

.....

.....

.....

(6 marks)

THERE ARE NO QUESTIONS PRINTED ON THIS PAGE

THERE ARE NO QUESTIONS PRINTED ON THIS PAGE